

**SKANS**  
*School of Accountancy*

# CONTENT REPORT ON AFC ICAP RESULT-SEP-2021

**SKANS SCHOOL OF ACCOUNTANCY RAR CAMPUS**

ICAP Result Session:  
CA (AFC) Sep – 2021

ISSUED BY THE  
Manager Exam  
MR. AQ JALAL  
VERSION: AFC-SEP-2021

## SKANS SCHOOL OF ACCOUNTANCY, RAR CAMPUS, RAWALPINDI

### About The Report:

The idea of first report was generated by Mr. Shuja Ali Khan Ex-ITD which was supported by Sir Sadiq (CEO) for F-8 campus during March COVID -Session-2020.

AFC ICAP Result as per policy issued dated 15<sup>th</sup> December,2020 for the current Session Sep-2021 batch# 3 (normal).(1-2 batches fast track June-2021 session batches have been appeared).

| S.# | Level      | Session       | TYPE OF REPORT       | Variables | Present/Prepared             |
|-----|------------|---------------|----------------------|-----------|------------------------------|
| 1   | AFC-NORMAL | Sep-2021      | ICAP actual result   | 1         | Salman/Jalal                 |
| 2   | AFC        | Sep-2021      | ICAP expected result | 2         | Salman/Jalal                 |
| 3   | AFC-FAST   | June-2021     | ICAP actual result   | 2         | Salman Hamid/Sir Naveed      |
| 4   | AFC-NORMAL | March-2021    | ICAP actual result   | 6         | Salman/Asif Ali Khan         |
| 5   | AFC-FAST   | December-2020 | ICAP actual result   | 6         | Salman Hamid / Asif Ali Khan |

| <b>PAST RESULTS AT GLANCE</b> |            |               |                      |     |       |
|-------------------------------|------------|---------------|----------------------|-----|-------|
| S #                           | Level      | Session       | TYPE OF REPORT       | CEO | SHUJA |
| 1                             | AFC-NORMAL | Sep-2021      | ICAP actual result   | 85% | 91%   |
| 2                             | AFC        | Sep-2021      | ICAP expected result | 65% | 67%   |
| 3                             | AFC-FAST   | June-2021     | ICAP actual result   | 84% | 91%   |
| 4                             | AFC-NORMAL | March-2021    | ICAP actual result   | 75% | 83%   |
| 5                             | AFC-FAST   | December-2020 | ICAP actual result   | 74% | 83%   |

## **BACK FLASH-JUNE-2021**

**2021-08-05 05:36**

Respected Sir

With reference to zoom meeting with your good self, please find attached file of Content Report.  
As per you good self guidance/direction we have updated the Content Report of AFC Result June-21.  
We have updated the following points.

- 1) We have shown the teacher result with teacher evaluation
- 2) We have added our remarks after teacher result.
- 3) We have added Management Remarks at the end of the report.

Sir Qasim will also send his remarks about the Content Report today Thursday 5<sup>th</sup> August-21 and I will also request him for our next Zoom meeting In Shah Allah.

Submitted for guidance and approval please.

Best Regards

Salman Hamid khan

# **CLOSING REMARKS BY THE CEO ON THE LAST ICAP ACTUAL RESULT JUNE-2021 FAST TRACK THREE BATCHES**

**Thank you, Salman. Very good result**

## **Source:**

----- Original Message -----

Subject: RE: Content Report AFC Result June-21 (RAR Campus)

Date: 2021-08-06 06:15

From: Mohammad Sadiq Khokhar <[sadiqkhokhar@hotmail.com](mailto:sadiqkhokhar@hotmail.com)>

To: Salman Hamid <[salman.hamid@skans.pk](mailto:salman.hamid@skans.pk)>

Cc: 'Qasim Shuja' <[qasim.shuja@skans.pk](mailto:qasim.shuja@skans.pk)>, "arslan.siddiqi@skans.pk" <[arslan.siddiqi@skans.pk](mailto:arslan.siddiqi@skans.pk)>, 'Shafique Ahmed' <[shafique.ahmed@skans.pk](mailto:shafique.ahmed@skans.pk)>, "irfan.khalid@skans.pk" <[irfan.khalid@skans.pk](mailto:irfan.khalid@skans.pk)>, 'Almas Malik' <[almas.malik@skans.pk](mailto:almas.malik@skans.pk)>

## Cover Letter

To  
The Management/CEO,  
SKANS Schools of Accountancy

This EXPECTED ICAP System Generated Result AFC Sep, 2021 of 62 papers report consist of the following;  
Content Report on expected result AFC (B#3) Sep-21:

1. Statement of Compliance – HOA (CA)
2. Int Test Teacher-Wise Summary-Skans Portal
3. Excel Back-end file of Actual ICAP results
4. Remarks by the HOA/VP
5. Remarks by the Supervisor
6. Remarks by ITD
7. Remarks by the Relevant teachers
8. Remarks by CEO

In order to access serial # 2 of the report, use database session (RAR-CA-SEP-2021)  
Miss Almas Malik will (Coordinator RAR- Campus) file all supporting documents,  
where necessary, in Internal ICAP result KPI file-AFC-SEP Session-2021/ upload in the portal  
folder for future reference, guidelines, after the CEO Final review.

AQ Jalal

ITD

RAR- Campus

Dated: 16/10/2021

# Statement of Compliance

On Variables Identification

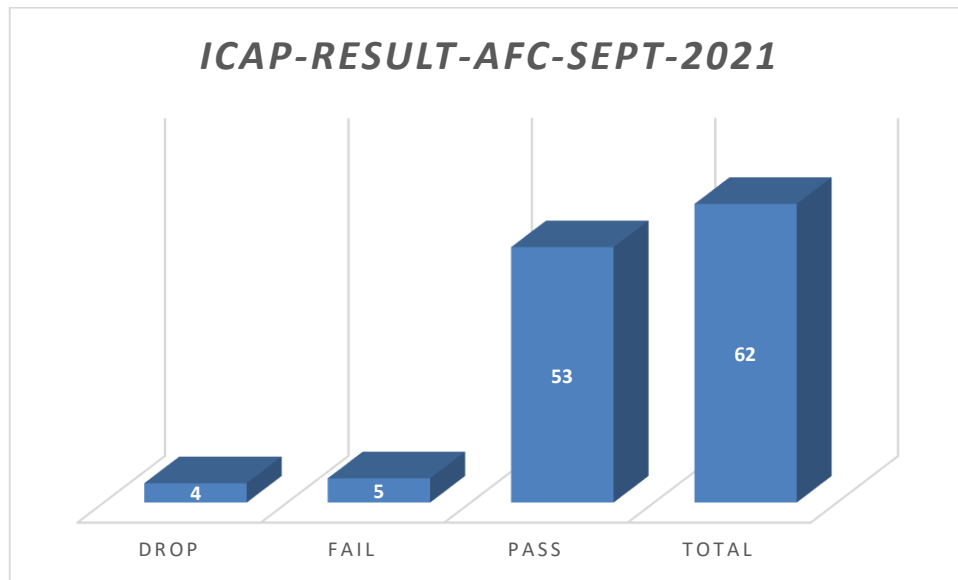
From

Salman Hamid  
HOA CA Department

Date: 16-10-2021

Subject: SKANS RAR Campus, Rawalpindi

In the process of result compilation, we started categorizing result in sixteen variables (in total) as per SOPs (issued dated 15<sup>th</sup> December, 2020). During this session under review at RAR Campus, only ONE variable (drop (4 PAPERS)) was identified other than Pass and Fail. The relative percentage and number of variables can be seen in the table/graph titled “Composition of Variables as per SOPs-AFC” Sep. 2021.



e

| Drop | Fail | Pass | Total |
|------|------|------|-------|
| 4    | 5    | 53   | 62    |

|        |      |                            |      |                            |
|--------|------|----------------------------|------|----------------------------|
| Papers | PASS | Non- Inherited Categorized | FAIL | ICAP (AFC)<br>Total Papers |
|        |      | Drop                       |      |                            |
|        | 53   | 4                          | 5    |                            |
|        |      | NIC = 4                    |      | 62                         |

The Result deviation to:

$$\text{Inherited category} = (0/62) \times 100 = 0\%$$

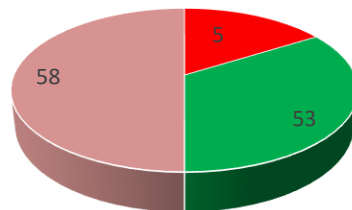
$$\text{Non- Inherited category} = (4/62) \times 100 = 7\%$$

$$\text{Gross Others (IC + NIC)} = (0 + 4) / 62 \times 100 = 7\%$$

$$\text{Gross Basis Means Pass Total} = (53/62) \times 100 = 85\%$$

$$\text{Gross Basis Means Fail Total} = (5/62) \times 100 = 8\%$$

Net ICAP ACTUAL result-B#3- SEPT-21  
Net Result



■ Net Pass ■ Net Fail ■ Total

| Net Pass | Net Fail | Total |
|----------|----------|-------|
| 53       | 5        | 58    |

So, the effective campus aggregate rate will be considered as

$$\text{Net Pass} = (53 / (53+5)) \times 100 = 91 \%$$

$$\text{Net Fail} = (5 / (53+5)) \times 100 = 9 \%$$

Teacher-wise and subject-wise system generated report is attached.

| S.NO | SUBJECT NAME | PAPER STRENGHT | LEFT AS PER APPROVED POLICY | GROSS     | DROP     | NET       | PASS      | FAIL     | DIFF     |
|------|--------------|----------------|-----------------------------|-----------|----------|-----------|-----------|----------|----------|
| 1    | BC           | 19             | 4                           | 15        | 0        | 15        | 15        | 0        | 0        |
| 2    | FE           | 14             | 2                           | 12        | 1        | 11        | 11        | 0        | 0        |
| 3    | IT           | 20             | 4                           | 16        | 1        | 15        | 13        | 2        | 0        |
| 4    | QMS          | 23             | 4                           | 19        | 2        | 17        | 14        | 3        | 0        |
|      | <b>TOTAL</b> | <b>76</b>      | <b>14</b>                   | <b>62</b> | <b>4</b> | <b>58</b> | <b>53</b> | <b>5</b> | <b>0</b> |

| Pass Papers in ICAP | Fail Papers in ICAP | Total Effective Papers in Campus |
|---------------------|---------------------|----------------------------------|
| 53                  | 5                   | 58                               |

Departmental matters are also addressed in different sections of this report along with future directions. Moreover, this report is available for session end academic audit by an external party if required. **All under review session results have been discussed with the relevant teachers.** Our teachers or relevant subject team can discuss results with Principal/CEO if required for further improvements in the external exams of ICAP results for the session under review.



### **Daily SMS to Absent Students and Follow UPs**

During the period under review, SMS to absent students were sent on daily basis. SMS status report is now available in Database report name "SMS Log". This activity was started on March 2021 till September 21. During this period, 43 SMS (as per database i.e. SMS Log in skans portal)

Extensive follow ups in this regard were carried out by coordinator. In order to make it more effective practice or drill in future, it will be highly recommended to record all types of follow ups under SOP's i.e., automated batch-wise SMS must be sent and reported in order to evaluate the effectiveness of this component.

For this a new category of SMS may be generated by pooling into it all those students who have low attendance (4 times in a month) and Absent/fail in online Tests (2 tests) simultaneously in a month for parents' follow-up.(as requested to the relevant department)

"Dear parents, please visit to discuss your son/daughter's performance". Please follow his/her reports from Parents' portal.

Therefore, it is highly recommended to trim our system of SMS on the above-mentioned framework. This will help us to fix the problem area in time and make a meaningful comparison. (For IT solution department)

## Testing Section

For the period under discussion, special efforts were made in terms of 'Testing' in order to make up for deficiencies, if any, by using concept of "iteration "(reload) the record, testing was done at 100% level of effort on departmental level. Teachers tested the students as per LP and re-load were conducted accordingly. In addition, test series of all subjects were conducted at the end of syllabus. Due to sudden announcement of CBT (ACCA) the Mocks of all four papers were taken on line.

The efficiency of these tests at student level at an approximate 80%. We made efforts to contact students and encouraged them to participate in Physical/online testing through follow-ups at the teacher level.

Testing ratio of this session at conduction level was 95% whereas student's attendance in testing was approximately 80%. Therefore, the management or testing department took serious steps and carried out strong timely follow-ups through system generated SMS service on daily basis Under the review period of AFC Sep 2021

| <b>S #</b> | <b>Type of SMS</b>  |
|------------|---|
| <b>1</b>   | <b>Daily Class absent SMS</b>                                 |
| <b>2</b>   | <b>Test result intimation</b>                                 |
| <b>3</b>   | <b>2 days before test intimation</b>                          |
| <b>4</b>   | <b>Invitation to parents for PTM(at the end of the month)</b> |
| <b>5</b>   | <b>SMS to parents for monthly teacher's evaluation. (New)</b> |

### **Teachers Evaluation /PTM**

Teacher's evaluation was conducted in present session for the AFC level. The student attendance in teacher evaluation was good. System Generated teacher evaluation status report is now available in Database report name "Teacher Evaluation".

During the period under review, Physical PTM's were not conducted due to COVID-19 situation whereas remaining meetings were conducted on telephone by the coordinators.

### **LECTURE PLAN (LP)**

|                                     | <b>FE</b> | <b>BC</b> | <b>IT</b> | <b>QMS</b> |
|-------------------------------------|-----------|-----------|-----------|------------|
| <b>Required level of compliance</b> | 80        | 60        | 60        | 100        |
| <b>Actual level of compliance</b>   | 70        | 60        | 51        | 87         |

As HOA, I am Satisfied with the performance/compliance of my Team members including Teachers & Coordinators.

In Future, all the team members are committed to show required compliance to the tasks that will be provided to them.

HOA,  
Salman Hameed,  
RAR-Campus,  
Rawalpindi.  
Dated: 13-10-2021

**STATEMENT OF COMPLIANCE**  
**Sources of ICAP Results-2021**

From  
AQ Jalal  
ITD  
RAR- Campus

Date: 16/10/2021

**Subject: AFC Result Report CA-Sep 2021, Source of the System Generated ICAP Result,  
SKANS, RAR Campus**

The ICAP result information on (Sep AFC ICAP Exam-2021) batch 3 was taken from Skans portal/ICAP result cards (62 papers entries) and ICAP PDF file.

(This AFC result has been prepared on the base of:

1. Teacher's judgment
2. Students Attendance
3. Internal tests

Applicable for actual result

| TOTAL PAPER | ICAP RESULT CARD PDF File | HOA | E-Sheet | Total Paper Entries |
|-------------|---------------------------|-----|---------|---------------------|
|             | 53                        | 4   | 5       | 62                  |

The result is prepared and compiled by ITD/ relevant subject teachers. We have reviewed the report and confirm that all information is correct to the best of our knowledge and every effort was made to prevent material errors and misstatement in the report. All SOPs requirements for this purpose were duly fulfilled.

Sincerely

AQ Jalal  
ITD  
RAR- Campus  
Dated: 16-10-2021

## Teachers' Wise Evaluation & Result Summary -AFC - Sep 2021

Teacher wise evaluation and results are discussed below



- (1) **Teacher Name: Miss Komal Ali**  
**Subject: Business Communication (BC)**

Miss. Komal Ali joined SKANS in September 2020 as FE (**Functional English**) teacher. She has shown a tremendous improvement in her teaching and class handling skills. She taught Three batches during June session and yielded outstanding result (**100% for batch#1, 2 and 12**).

After getting training in the subject of BC she taught BC to batch 3 in September 2021 Session and yielded Outstanding 100% result.

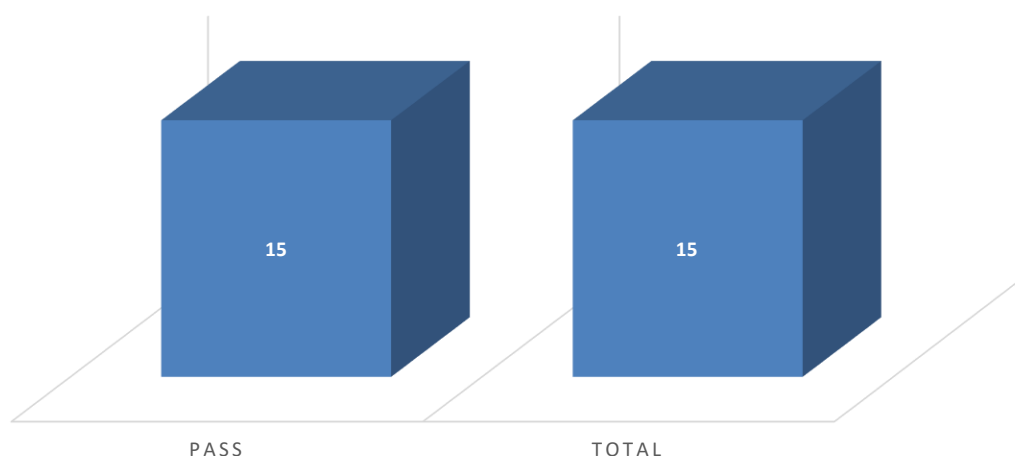
### Teacher Evaluation

| Teacher        | Batch | Bad   | Average | Above Average | Good   | Excellent |
|----------------|-------|-------|---------|---------------|--------|-----------|
| Komal Ali (BC) | 3     | 1.90% | 7.14%   | 5.71%         | 20.48% | 64.76%    |

### Teacher's AFC ICAP Result

| Teacher   | Paper | Pass | Total |
|-----------|-------|------|-------|
| Komal Ali | BC-3  | 15   | 15    |

### KOMAL ALI BC-3



**(2) Teacher Name: *Mr. Muhammad Irfan khalid***

**Subject: Functional English (FE)**

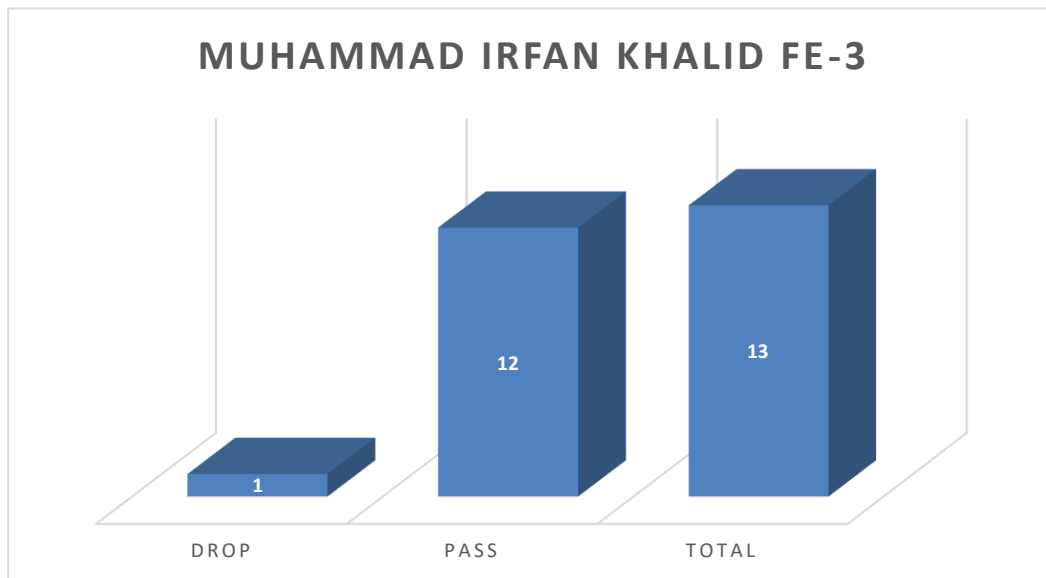
Mr. Muhammad Irfan Khalid has been teaching FE (Functional English). He taught one batch of FE during the current session and produced 100% result on Net Basis and 92% on Gross Basis.

**Teacher Evaluation**

| Teacher                    | Batch | Bad   | Average | Above Average | Good  | Excellent |
|----------------------------|-------|-------|---------|---------------|-------|-----------|
| Muhammad Irfan Khalid (FE) | 3     | 0.00% | 0.00%   | 0.00%         | 4.08% | 95.92%    |

**Teacher's AFC ICAP Result**

| Teacher               | Paper | Drop | Pass | Total |
|-----------------------|-------|------|------|-------|
| Muhammad Irfan Khalid | FE-3  | 1    | 12   | 13    |



### Teacher Evaluation

(3) **Teacher Name: Miss Sonia Khalid**  
**Subject: Quantitative Methods (QMS)**



Miss Sonia Khalid has been teaching in SKANS since January 2020.

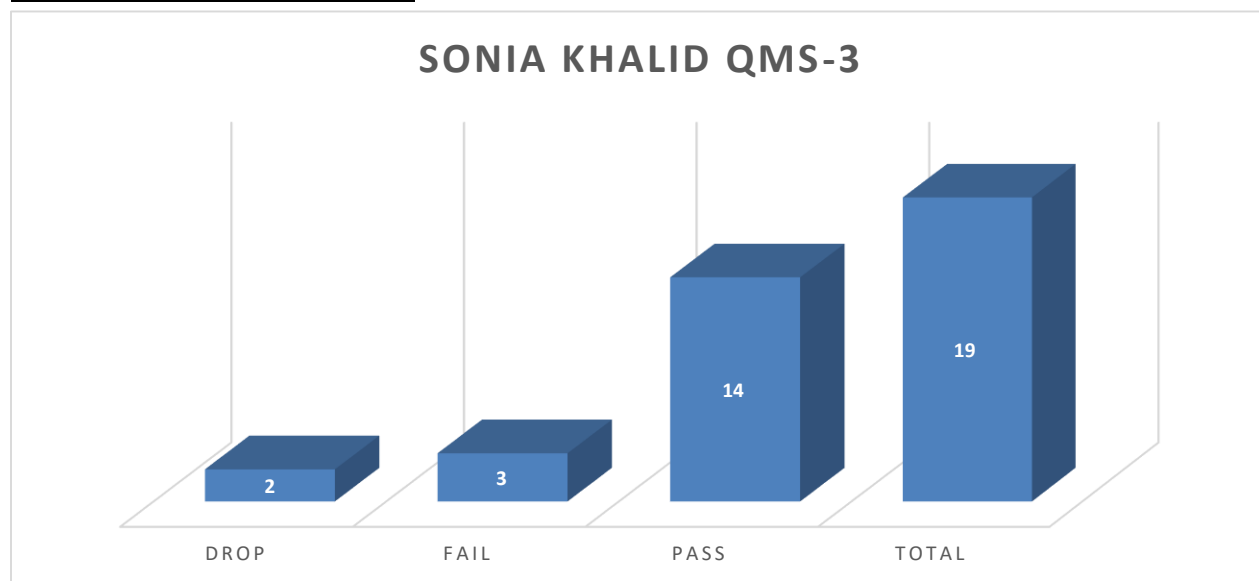
She started off as a TOT (Teacher on training), for Quantitative Methods. She is talented And hardworking teacher. She also worked as researcher in Statistics.

For this session June 2021 AFC, she taught only three batches. She taught Quantitative Methods to batch 3 QMS of 17 effective students only 3 students failed, out of which 2 students were late comers and one got failed n margin.

### Teacher Evaluation

| Teacher            | Batch | Bad   | Average | Above Average | Good   | Excellent |
|--------------------|-------|-------|---------|---------------|--------|-----------|
| Sonia Khalid (QMS) | 3     | 0.00% | 0.00%   | 2.38%         | 11.90% | 85.71%    |

### Teacher's AFC ICAP Result



| Teacher      | Paper | Drop | Fail | Pass | Total |
|--------------|-------|------|------|------|-------|
| Sonia Khalid | QMS-3 | 2    | 3    | 14   | 19    |

(4) **Teacher Name:** *Miss Yasmeen Majeed*

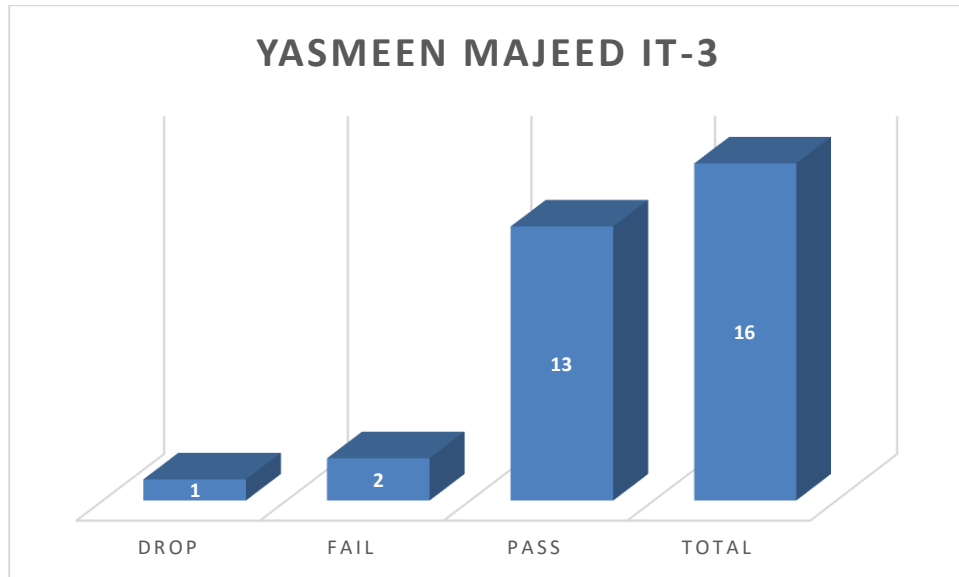
**Subject:** Information Technology(IT)



Miss Yasmeen Majeed is a teacher known for **IT (Information Technology)**. She had been teaching BMBS for last two sessions. Now in new scheme of studies She is teaching Introduction to Business. She taught one batch during the current session and yielded outstanding results. In this session two students failed. The failed students joined class late and failed on margin.

**Teacher Evaluation**

| Teacher             | Batch | Bad   | Average | Above Average | Good   | Excellent |
|---------------------|-------|-------|---------|---------------|--------|-----------|
| Yasmeen Majeed (IT) | 3     | 0.00% | 2.38%   | 7.14%         | 16.67% | 73.81%    |



| Teacher        | Paper | Drop | Fail | Pass | Total |
|----------------|-------|------|------|------|-------|
| Yasmeen Majeed | IT-3  | 1    | 2    | 13   | 16    |



## **Result At Glance**

**SEP-2021**

**AFC-BATCH #3**

**System Generated AFC ICAP Result of AFC SEPT- 2021**

| ICAP-RESULT-AFC-BATCH# 3 SEPT-2021   |                       |       |          |          |           |           |            |            |
|--|-----------------------|-------|----------|----------|-----------|-----------|------------|------------|
| Subject  | Teacher Name          | Batch | Drop     | Fail     | Pass      | Total     | CEO        | SHUJA      |
| BC   | Komal Ali             | 3     | 0        | 0        | 15        | 15        | 100%       | 100%       |
| FE   | Muhammad Irfan Khalid | 3     | 1        | 0        | 11        | 12        | 92%        | 100%       |
| IT   | Yasmeen Majeed        | 3     | 1        | 2        | 13        | 16        | 81%        | 87%        |
| QMS  | Sonia Khalid          | 3     | 2        | 3        | 14        | 19        | 74%        | 82%        |
| <b>Total</b>   |                       |       | <b>4</b> | <b>5</b> | <b>53</b> | <b>62</b> | <b>85%</b> | <b>91%</b> |
| <b>Source: Intel Test Result Summary Teacher-wise-Skans Data-Base Portal -14-10-2021</b> |                       |       |          |          |           |           |            |            |

|         |                        |  |  |  |  |  |  |  |  |  |
|---------|------------------------|--|--|--|--|--|--|--|--|--|
| Teacher | Koml Ali<br>BC-Batch-3 |  |  |  |  |  |  |  |  |  |
|---------|------------------------|--|--|--|--|--|--|--|--|--|

| BC-PASS |                         |          |         |       |      |            |         |      |                     |                     |
|---------|-------------------------|----------|---------|-------|------|------------|---------|------|---------------------|---------------------|
| S- #    | Student Name            | Presents | Absents | Total | %    | Total Test | Midterm | Mock | EXPECTED ICAP MARKS | ICAP-ACTUAL-RESULTS |
| 1       | Abdul Moiz              | 44       | 17      | 61    | 72%  | 5-0-1=6    | 1       | 1    | 25                  | Pass                |
| 2       | Abrar Ul Haq            | 58       | 3       | 61    | 95%  | 5-0-1=6    | 1       | 1    | 25                  | Pass                |
| 3       | Afqa                    | 52       | 9       | 61    | 85%  | 5-0-1=6    | 1       | 1    | 25                  | Pass                |
| 4       | Ahtesham Saeed          | 61       | 0       | 61    | 100% | 6-0-0=6    | 1       | 0    | 25                  | Pass                |
| 5       | Ammad ud din            | 40       | 21      | 61    | 66%  | 3-0-3=6    | 1       | 0    | 25                  | Pass                |
| 6       | Eman Fatima             | 45       | 16      | 61    | 74%  | 6-0-0=6    | 1       | 1    | 25                  | Pass                |
| 7       | Muhammad Nouman         | 37       | 19      | 56    | 66%  | 2-0-4=6    | 0       | 1    | 25                  | Pass                |
| 8       | Zara hussain            | 43       | 9       | 52    | 83%  | 6-0-0=6    | 0       | 1    | 25                  | Pass                |
| 9       | Muhammad Ali Haider     | 20       | 45      | 65    | 31%  | 0-0-6=6    | 0       | 0    | 25                  | Pass                |
| 10      | Danish Shahzad          | 26       | 6       | 32    | 81%  | 3-0-3=6    | 1       | 1    | 25                  | Pass                |
| 11      | Savera Gul              | 18       | 42      | 60    | 30%  | 0-0-6=6    | 0       | 0    | 25                  | Pass                |
| 12      | Muhammad Zain Bin Zahid | 43       | 7       | 50    | 86%  | 6-0-0=6    | 1       | 1    | 0                   | Pass                |
| 13      | Usama Aftab             | 51       | 5       | 56    | 91%  | 6-0-0=6    | 0       | 1    | 10                  | Pass                |
| 14      | Muhammad Moiz           | 22       | 43      | 65    | 34%  | 0-0-6=6    | 0       | 0    | 10                  | Pass                |
| 15      | Talha Aamir             | 14       | 23      | 37    | 38%  | 1-0-5=6    | 0       | 0    | 10                  | Pass                |

| S- # | LEFT-(MAIN-STATUS-DATA-BASE) |    |    |    |     |  |  |  |  |  |
|------|------------------------------|----|----|----|-----|--|--|--|--|--|
| 1    | Jarrar Hayat                 | 8  | 53 | 61 | 13% |  |  |  |  |  |
| 2    | Muntaha Faisal               | 23 | 39 | 62 | 37% |  |  |  |  |  |

## FE-PASS

| S- # | Student Name                 | Presents | Absents | Total | %    | Total Test | Midterm | Mock | EXPECTED ICAP MARKS | ICAP EXPECTED RESULTS | REMARKS          | ICAP-ACTUAL-RESULTS |
|------|------------------------------|----------|---------|-------|------|------------|---------|------|---------------------|-----------------------|------------------|---------------------|
| 1    | Abdul Moiz                   | 10       | 2       | 12    | 83%  | 3-0-3=6    | 1       | 1    | 25                  | Pass                  |                  | Pass                |
| 2    | Abrar Ul Haq                 | 12       | 0       | 12    | 100% | 4-0-2=6    | 1       | 1    | 25                  | Pass                  |                  | Pass                |
| 3    | Afqa                         | 12       | 0       | 12    | 100% | 3-0-3=6    | 1       | 1    | 25                  | Pass                  |                  | Pass                |
| 4    | Ahtesham Saeed               | 12       | 0       | 12    | 100% | 5-0-1=6    | 1       | 1    | 25                  | Pass                  |                  | Pass                |
| 5    | Ammad ud din                 | 11       | 1       | 12    | 92%  | 5-0-1=6    | 1       | 0    | 25                  | Pass                  |                  | Pass                |
| 6    | Muhammad Zain Bin Zahid      | 1        | 1       | 2     | 50%  | 4-0-2=6    | 1       | 1    | 25                  | Pass                  |                  | Pass                |
| 7    | Eman Fatima                  | 12       | 0       | 12    | 100% | 3-1-2=6    | 1       | 1    | 10                  | Pass                  |                  | Pass                |
| 8    | Muhammad Moiz                | 57       | 6       | 63    | 90%  | 0-0-6=6    | 0       | 0    | 10                  | Fail                  | short attendance | Pass                |
| 9    | Savera Gul                   | 33       | 19      | 52    | 63%  | 0-0-6=6    | 0       | 0    | 10                  | Fail                  | short attendance | Pass                |
| 10   | Talha Aamir                  | N/A      | N/A     | 0     | 0%   | 0-0-6=6    | 0       | 1    | 10                  | Fail                  |                  | Pass                |
| 11   | Danish Shahzad               | N/A      | N/A     | 0     | 0%   | 1-0-5=6    | 0       | 1    | 10                  | Fail                  |                  | Pass                |
| S- # | LEFT-(MAIN-STATUS-DATA-BASE) |          |         |       |      |            |         |      |                     |                       |                  |                     |
| 1    | Muntaha Faisal               | 34       | 29      | 63    |      |            |         |      |                     |                       |                  |                     |
| 2    | Shafaq Ali                   | 7        | 5       | 12    |      |            |         |      |                     |                       |                  |                     |
| Drop |                              |          |         |       |      |            |         |      |                     |                       |                  |                     |
| S- # | Student Name                 | Presents | Absents | Total | %    | Total Test | Midterm | Mock | EXPECTED ICAP MARKS | ICAP EXPECTED RESULTS | REMARKS          | ICAP-ACTUAL-RESULTS |
| 1    | Syed Shahzaib Nadeem         | 19       | 33      | 52    | 37%  | 0-0-6=6    | 0       | 0    | 10                  | Fail                  | ENROLLED-REPEAT  |                     |

**IT-PASS**

| S- # | Student Name            | Presents | Absents | Total | %   | Total Test | Midterm | Mock | EXPECTED   | ICAP EXPECTED RESULTS | REMARKS          | ICAP-ACTUAL-RESULTS |
|------|-------------------------|----------|---------|-------|-----|------------|---------|------|------------|-----------------------|------------------|---------------------|
|      |                         |          |         |       |     |            |         |      | ICAP MARKS |                       |                  |                     |
| 1    | Abdul Moiz              | 26       | 4       | 30    | 87% | 5-0-1=6    | 1       | 1    | 25         | Pass                  |                  | Pass                |
| 2    | Abrar Ul Haq            | 29       | 1       | 30    | 97% | 6-0-0=6    | 1       | 1    | 25         | Pass                  |                  | Pass                |
| 3    | Afqa                    | 29       | 1       | 30    | 97% | 5-0-1=6    | 1       | 1    | 25         | Pass                  |                  | Pass                |
| 4    | Ahtesham Saeed          | 22       | 8       | 30    | 73% | 4-0-2=6    | 0       | 0    | 25         | Pass                  | Exempt           | Pass                |
| 5    | Eman Fatima             | 26       | 4       | 30    | 87% | 6-0-0=6    | 1       | 1    | 25         | Pass                  |                  | Pass                |
| 6    | Usama Aftab             | 28       | 1       | 29    | 97% | 0-0-6=6    | 1       | 1    | 25         | Pass                  |                  | Pass                |
| 7    | Zara hussain            | 23       | 2       | 25    | 92% | 5-0-1=6    | 1       | 1    | 25         | Pass                  |                  | Pass                |
| 8    | Muhammad Ali Haider     | 18       | 39      | 57    | 32% | 1-0-5=6    | 0       | 0    | 25         | Pass                  |                  | Pass                |
| 9    | Danish Shahzad          | 9        | 5       | 14    | 64% | 2-0-4=6    | 1       | 1    | 25         | Pass                  |                  | Pass                |
| 10   | Savera Gul              | 28       | 15      | 43    | 65% | 0-0-6=6    | 0       | 0    | 25         | Pass                  |                  | Pass                |
| 11   | Muhammad Nouman         | 15       | 13      | 28    | 54% | 3-2-1=6    | 1       | 1    | 10         | Fail                  | short attendance | Pass                |
| 12   | Muhammad Zain Bin Zahid | 22       | 2       | 24    | 92% | 6-0-0=6    | 1       | 1    | 10         | Fail                  | short attendance | Pass                |
| 13   | Muhammad Moiz           | 39       | 18      | 57    | 68% | 0-0-6=6    | 0       | 0    | 10         | Fail                  | short attendance | Pass                |

**IT-FAIL**

| S- #        | Student Name                        | Presents | Absents | Total | %   | Total Test | Midterm | Mock | EXPECTED   | ICAP EXPECTED RESULTS | REMARKS          | ICAP-ACTUAL-RESULTS |
|-------------|-------------------------------------|----------|---------|-------|-----|------------|---------|------|------------|-----------------------|------------------|---------------------|
|             |                                     |          |         |       |     |            |         |      | ICAP MARKS |                       |                  |                     |
| 1           | Ammad ud din                        | 18       | 12      | 30    | 60% | 5-0-1=6    | 1       | 0    |            | Fail                  | short attendance | 22                  |
| 2           | Talha Aamir                         | 5        | 13      | 18    | 28% | 0-0-6=6    | 0       | 0    |            | Fail                  | short attendance | 23                  |
| S- #        | <b>LEFT-(MAIN-STATUS-DATA-BASE)</b> |          |         |       |     |            |         |      |            |                       |                  |                     |
| 1           | Jarrar Hayat                        | 6        | 24      | 30    |     |            |         |      |            |                       |                  |                     |
| 2           | Muntaha Faisal                      | 26       | 27      | 53    |     |            |         |      |            |                       |                  |                     |
| <b>DROP</b> |                                     |          |         |       |     |            |         |      |            |                       |                  |                     |
| 1           | Hammad bin Iftikhar                 | 11       | 15      | 26    | 42% | 0-0-6=6    | 0       | 0    | 0          | ENROLLED              |                  |                     |

Teacher **Sonia Khalid**  
QMS - Batch - 3

**QMS-PASS**

| S- #        | Student Name                        | Presents | Absents | Total | %   | Total Test | Midterm | Mock | EXPECTED ICAP MARKS | ICAP EXPECTED RESULTS | REMARKS   | ICAP-ACTUAL-RESULTS |
|-------------|-------------------------------------|----------|---------|-------|-----|------------|---------|------|---------------------|-----------------------|---|---------------------|
| 1           | Abdul Moiz                          | 62       | 10      | 72    | 86% | 5-0-1=6    | 1       | 0    | 50                  | Pass                  |   | Pass                |
| 2           | Abrar Ul Haq                        | 66       | 6       | 72    | 92% | 5-1-0=6    | 1       | 0    | 50                  | Pass                  |   | Pass                |
| 3           | afqa                                | 63       | 9       | 72    | 88% | 5-0-1=6    | 1       | 0    | 50                  | Pass                  |   | Pass                |
| 4           | Ahtesham Saeed                      | 71       | 1       | 72    | 99% | 6-0-0=6    | 1       | 0    | 50                  | Pass                  |   | Pass                |
| 5           | ammad ud din                        | 48       | 24      | 72    | 67% | 5-0-1=6    | 1       | 0    | 50                  | Pass                  |   | Pass                |
| 6           | Eman Fatima                         | 55       | 17      | 72    | 76% | 6-0-0=6    | 1       | 0    | 50                  | Pass                  |   | Pass                |
| 7           | Muhammad Hammad Ul Asad             | 55       | 17      | 72    | 76% | 5-0-1=6    | 0       | 0    | 50                  | Pass                  |   | Pass                |
| 8           | Muhammad Nouman                     | 53       | 18      | 71    | 75% | 4-0-2=6    | 0       | 0    | 50                  | Pass                  |   | Pass                |
| 9           | Usama Aftab                         | 62       | 9       | 71    | 87% | 6-0-0=6    | 1       | 1    | 50                  | Pass                  |   | Pass                |
| 10          | Zara hussain                        | 59       | 6       | 65    | 91% | 4-1-1=6    | 1       | 0    | 50                  | Pass                  |   | Pass                |
| 11          | Muhammad Zain Bin Zahid             | 47       | 15      | 62    | 76% | 5-0-1=6    | 0       | 0    | 50                  | Pass                  |   | Pass                |
| 12          | Danish Shahzad                      | 25       | 15      | 40    | 63% | 0-0-6=6    | 0       | 0    | 50                  | Pass                  | late joining                                    | Pass                |
| 13          | Hassan Aman                         | 36       | 13      | 49    | 73% | 0-0-6=6    | 0       | 0    | 25                  | Fail                  | Not appeared in tests                           | Pass                |
| 14          | muhammad moiz                       | 55       | 51      | 106   | 52% | 0-0-6=6    | 0       | 0    | 25                  | Fail                  | low attendance                                  | Pass                |
| <b>S- #</b> | <b>QMS-FAIL</b>                     |          |         |       |     |            |         |      |                     |                       |   |                     |
| 1           | Muhammad Ali Haider                 | 32       | 74      | 106   | 30% | 0-0-6=6    | 0       | 0    | 25                  | Fail                  | short attendance Not appeared in tests e        | 39                  |
| 2           | Talha Aamir                         | 21       | 22      | 43    | 49% | 0-0-6=6    | 0       | 0    | 25                  | Fail                  | short attendance also Not appeared in tests     | 30                  |
| 3           | Savera Gul                          | 59       | 46      | 105   | 56% | 0-0-6=6    | 0       | 0    | 25                  | Fail                  | short attendance Not appeared in tests          | 48                  |
| <b>S- #</b> | <b>LEFT-(MAIN-STATUS-DATA-BASE)</b> |          |         |       |     |            |         |      |                     |                       |   |                     |
| 1           | Jarrar Hayat                        | 11       | 60      | 71    |     |            |         |      |                     |                       | main status left-in three papers (QMS,BC,IT)    |                     |
| 2           | Muntaha Faisal                      | 41       | 64      | 105   |     |            |         |      |                     |                       | main status left-in three papers (QMS,BC,IT,FE) |                     |
| 3           | MUQADIS IMTIAZ                      | 16       | 24      | 40    |     |            |         |      |                     |                       | main status left-in three papers (QMS,BC,IT)    |                     |
| 4           | Shafaq Ali                          | 11       | 60      | 71    |     |            |         |      |                     |                       | main status left-in three papers (QMS,BC,IT,FE) |                     |
| <b>Drop</b> |                                     |          |         |       |     |            |         |      |                     |                       |   |                     |
| 1           | Hammad bin Iftikhar                 | 14       | 53      | 67    | 21% | 2-0-4=6    | 0       | 0    | 0                   |                       | enrolled-DROP                                   |                     |
| 2           | SYED SHAHZAIB NADEEM                | 28       | 77      | 105   | 27% | 0-0-6=6    | 0       | 0    | 0                   |                       | ENROLLED-REPEAT                                 |                     |

**Remarks by the HOA (CA)**

**Sir, I am satisfied with the result. we have discussed the result with teachers and discussed the ways to improve it in future  
And touch the milestone i.e. 100%.**

**Ms. Komal Ali has produced 100% result in consecutive three results FE in Mar-21, Jun-21, and BC Sep-21. She taught BC first time and produced  
Excellent results. I request you to give her appreciation of Rs:15000/**

**Remarks by the Supervisor AFC**

**Remarks by the Muhammad Irfan Khalid**

**Result is very much satisfactory yet there is a lot of scope for improvement. We will put more efforts in it and further improve result in coming session according to your expectations.**



**For CEO Review**

**Dated:** \_\_\_\_\_

**Check list for ICAP AFC June-2021 Exams**

|  |  |
|--|--|
|  |  |
|  |  |
|  |  |
|  |  |
|  |  |
|  |  |
|  |  |
|  |  |
|  |  |
|  |  |
|  |  |
|  |  |
|  |  |
|  |  |
|  |  |
|  |  |
|  |  |
|  |  |
|  |  |
|  |  |
|  |  |
|  |  |
|  |  |
|  |  |
|  |  |
|  |  |
|  |  |
|  |  |
|  |  |
|  |  |
|  |  |
|  |  |
|  |  |