



## CONTENT REPORT

SKANS School of Accountancy  
F-8 Campus Islamabad

Content Report on  
ICAP-AFC-Fast-Track-June S  
June Session-2021

ISSUED BY THE EXAM DEPARTMENT (CA)

VERSION: AFC-JUNE-2021

ISSUED ON: AUGUST 07<sup>TH</sup> 2021

Commented [S1]: I think use it

## Contents

COVER LETTER .....	1
1. STATEMENT OF COMPLIANCE FROM AFC SUPERVISOR.....	3
2. STATEMENT OF COMPLIANCE ON ADMISSIONS AND STUDENT AFFAIRS .....	4
2.1 ADMISSION, COORDINATION AND STUDENT AFFAIRS SECTION .....	6
2.1.1 AN OVERVIEW.....	6
2.1.2 ABSENT STUDENTS FOLLOW-UPS.....	7
2.1.2.1 STEPS TAKEN FOR IMPROVEMENT.....	8
2.1.3 DEFERRED STUDENTS FOLLOW-UPS.....	10
2.1.3.1 SUGGESTIONS FOR FUTURE FOLLOW-UPS .....	10
2.1.4 PTMs.....	10
2.1.4.1 SUGGESTIONS FOR FUTURE PTMs.....	11
2.1.5 TEACHERS EVALUATION .....	11
2.1.5.1 IDENTIFICATION OF PROBLEM.....	12
2.1.5.2 FUTURE RECOMMENDATIONS ON TEACHER EVALUATION.....	12
2.1.6 LECTURE PLAN (LP) .....	13
2.1.7 CONVERSION RATE.....	13
3. STATEMENT OF COMPLIANCE ON TESTS/MOCKS .....	14
3.1 TESTING SECTION .....	16
3.1.1 AN OVERVIEW.....	16
3.1.2 EFFORTS MADE FOR BETTER TESTING.....	16
3.1.2.1 DEVELOPMENT OF NEW TESTING WEB APPLICATION.....	16
3.1.2.2 PRIOR INTIMATION TO STUDENTS .....	16
3.1.2.3 RE-TESTS.....	17
3.1.2.4 STRONG FOLLOW-UP .....	17
3.1.2.5 DEVELOPMENT OF NEW COMPREHENSIVE REPORTS .....	17
3.1.3 MAJOR FINDINGS.....	17
3.1.4 INPUT FOR FURTHER IMPROVEMENT IN TESTING/REPORTING.....	18
4. STATEMENT OF COMPLIANCE ON VARIABLES IDENTIFICATION & RESULT COMPILATION .....	19
4.1. COMPARSION OF DIFFERENT PROBLEMATIC VARIABLES IN JUNE 2021 AND MARCH 2021 SESION PAPERS (OTHER THAN PASS & FAIL).....	22
4.2. COMPARSION OF JUNE 2021 AND MARCH-2021 PAPERS, RESULTS AND VARIABLES ..	24

4.3.	BATCH WISE RESULT SUMMARY .....	26
5.	AFC FACULTY .....	35
5.1	SIR RAHEEL KHAN .....	35
5.1.1	PROFILE.....	35
5.1.2	BUSINESS COMMUNICATION SUBJECT-SUMMARY .....	35
5.1.3	FUNCTIONAL ENGLISH SUBJECT-SUMMARY.....	36
5.1.4	COMPARISON WITH MARCH 2021 SESSION.....	37
5.1.4.1	BUSINESS COMMUNICATION SUBJECT .....	37
5.1.4.2	FUNCTIONAL ENGLISH SUBJECT .....	38
5.1.5	TEACHER REMARKS .....	39
5.1.5.1	GENERAL REMARKS .....	39
5.1.5.2	REMARKS ABOUT FAIL STUDENTS IN BC AND FE.....	40
5.1.5.3	SUGGESTIONS FOR IMPROVEMENT.....	41
5.2	SIR UMAIR HUSSAIN .....	42
5.2.1	PROFILE.....	42
5.2.2	FUNCTIONAL ENGLISH SUBJECT-SUMMARY.....	42
5.2.3	COMPARISON WITH MARCH 2021 SESSION.....	43
5.2.4	TEACHER REMARKS .....	44
5.2.4.1	GENERAL REMARKS .....	44
5.2.4.2	REMARKS ABOUT FAIL STUDENTS IN FE.....	45
5.2.4.3	SUGGESTIONS FOR IMPROVEMENT.....	45
5.3	SIR HAMID ALI .....	46
5.3.1	PROFILE.....	46
5.3.2	INFORMATION TECHNOLOGY SUBJECT-SUMMARY:.....	46
5.3.3	COMPARISON WITH MARCH 2021 SESSION.....	47
5.3.4	TEACHER REMARKS .....	48
5.3.4.1	GENERAL REMARKS .....	48
5.3.4.2	RESULT REMARKS.....	49
5.3.4.3	SUGGESTIONS FOR IMPROVEMENTS .....	51
5.4	MISS MARIA QURBAN .....	52
5.4.1	PROFILE.....	52
5.4.2	QMT SUBJECT-SUMMARY .....	52
5.4.3	COMPARISON WITH MARCH 2021 SESSION.....	53
5.4.4	TEACHER REMARKS .....	54
5.4.4.1	RESULT REMARKS.....	54
5.4.4.2	INPUT FOR IMPROVEMENTS .....	54



**F-8 Campus AFC Content Report -June-Session-2021**

5.5	SIR RAEES KHAN .....	55
5.5.1	PROFILE.....	55
5.5.2	QMT SUBJECT-SUMMARY .....	55
5.5.3	COMPARISON WITH MARCH 2021 SESSION.....	56
5.5.4	TEACHER REMARKS .....	57
5.5.4.1	RESULT REMARKS.....	57
5.5.4.2	INPUT FOR IMPROVEMENTS .....	57
6.	AFC JUNE 2021 SESSION RESULT AT GLANCE.....	59
7.	FAIL STUDENTS' DETAILS.....	60
8.	INTERNAL TESTS STATISTICS .....	62



## COVER LETTER

To,  
The Management,  
SKANS Schools of Accountancy.

This AFC June 2021 Session content report contains comprehensive performance review of coordination and student's affairs department, testing department, and academics department/teaching faculty. In this session, we had 3 batches in total i.e., Batch #1 to Batch # 03. In total, we had 95 students enrolled in these batches. However, in FE subject, only 65 students were enrolled due to exemption granted by ICAP. (Good)

This session was mainly online due to COVID issues so classes were conducted online (number of days missing) for major part. Low attendance in online classes and tests were timely identified and reported to the coordinators and strong follow-ups were made at coordinator end and at teachers end (mainly through WhatsApp) and at testing department end (mainly through SKANS Mobile App date missing of discontinuation ). Physical PTMs were not possible due to COVID, so, coordinators communicated with parents through WhatsApp calls and messages. Teacher evaluation was conducted late in the session when students joined campus for physical classes. (Date missing)

At least 8-10 tests of each AFC subject were conducted for respective batches and strong follow-ups were made as discussed above to ensure higher presence rate in tests/Mocks. However, despite follow-up reminders and re-tests, around 70% students participated in tests on average. Internet connection problem was cited by students as the main reason for their absence in tests.

Total 350 papers were enrolled for June 2021 attempt (95 students). However, out of these, 288 papers (82%, 79 students) were attempted in June attempt. The remaining 16 students (18%, 62 papers) did not appear in exams due to different reasons which are mentioned in the next sections. Further, an overall average CEO 71%(247/350) 86% (247 papers out of 288) pass percentage was achieved and only 14% (41 out of 288 papers) students failed in June 2021 ICAP exams. Overall, out of 95 students, 54 students cleared AFC (68%) and an overall, 54% conversion rate was achieved (ref of the system based report please).

**Commented [S2]:** Reference of attached files missing e.g. Back end file 2) system based ICAP result files source missing 3) Check list at the end of report missing 4) Expected ICAP system Based file and comments on it missing

**Commented [S3]:** High Level of team work

**Commented [S4]:** Good thing but Over emphasis the drill in whole report which shows deviation from the system based SMS to Parents as per the directives and practice , we were doing 4 types of system based SMS

**Commented [S5]:** Good information ref of the report missing

**Commented [S6]:** CEO point of view as approved in the Policy Dated 15 December 2020 is missing.

**Commented [S7]:** Good information ref of data-base table missing

Further, in June 2021 session, all left cases/transferred cases were **amaly dealt** as per SOPs and adjustments were made accordingly in database. Moreover, despite several reminders from coordinators, **one student did not submit his second installment attendance missing Mr. Ataullah Khan (B-2), (51/61 in QMS** etc.) so, he was blocked from taking online classes. Except this student, June 2021 session **receivables are zero**.

**Commented [S8]:** Not agreed as per data-base student attendance report all cases were dealt at the end session whereas it must be dealt over the period rather point in time. Here we need a "COMPLIANCE STATEMENT from the "ACCOUNTS DEPARTMENT " + " DATA BASE ADMIN" +REVIEWER in the CONTENT REPORT

**Commented [S9]:** Good information but attendance is missing .

**KEY POINTS**

- A) Coordinators were **in close loop** with the students and **strong follow-ups** has been made to increase class attendance by coordinators and also supported by the teachers (Through WhatsApp Messages and Calls). **Further, governance department also supported in follow-up process by sending system-based SMS to absent students (class and test). (Date missing please allow him to do the same practice again in future)**
- B) At least **8-10 tests +online home series of tests missing as per SLP 2021 march missing (plus re-tests)** were uploaded for each subject, however students' participation was **around 70%**: Intimation and reminders were given to the students/parents by respective teachers and coordinators (through WhatsApp), and exam department and **governance department (through SKANS Mobile App). (date missing)**
- C) Lack of technical knowledge at student end: They were guided
- D) Health issues of students: Uncontrollable factor
- E) Internet issues of students: Uncontrollable factor
- F) Lack of **System based** PTMs: Online Zoom PTMs are very appropriate especially in COVID phase.
- G) Lack of teacher evaluation: **It should be system based**. Timely intimation and strong follow-ups should be made to increase participation (Through WhatsApp Messages and Calls)
- H) **Database is up to date and all required adjustment are already made.**
- I) **Only one fee defaulter case (Receivables) (attendance please)**
- J) Overall results are satisfactory especially for FE and BC. However, QMS and IT result should be improved **around 90% in future**.
- K) **Around 10 (out of total 25 fail students) students are marginally fail like 22/23/24 marks (in IT) and 46/47/48 marks (in QMS) etc.**
- L) **Limited problematic variables in the June Session 2021**
- M) Merit **Certificate** in BC subject taught by **Sir Raheel Khan**

**Commented [S10]:** Good information and good practice. must continue in future with same zest and zeal in all three campuses by one single person and daily report the number of SMS summary or analysis to the Principal.

**Commented [S11]:** ONLINE HOME QUIZ series were missing as defined in the SLP framework-2021

**Commented [S12]:** I think not. All cases were adjusted at the end of the session. (Left Cases 5 students 20 papers , Transfer Cases 2 students 8 papers.

**Commented [S13]:** Statement of Compliance from The ACCOUNTS department on the list of total input students regarding fee status. E.g. in this session 350 papers 97 students. Including left cases , transfer cases as per policy?

**Commented [S14]:** Good Commitment for future.

**Commented [S15]:** Good point

**Commented [S16]:** Good point but management of F-8 Campus unable to define the Variables. therefore, there is difference in the Manual based reporting of this Improved Content Report and system based identified variables. (The discrepancy was due to wrong application of policy/sops//directives) while compiling the result of JUNE-2021 F-8 Campus. (Technical Learning Curve was LOW but efforts were high

Management of F-8 is being requested to conduct the technical review before the submission of the result to the CEO (only about the Variables Identification in the system).

**Commented [S17]:** Good needs to high light on one page with complete performance of this student in the session. His attendance in all other subjects  
ONLINE TESTS  
ONLINE HOME QUIZ Series TEST  
And Overall the result of all of his class including conversion rate and number of identified variables.  
Therefore, one page analysis including supporting of his result Card etc.



- N) Mr. Raees Khan (faculty member CA) was designated as AFC Supervisor to monitor overall AFC academic and administrative matters and provide input for improvements. (please incorporate in the Org. chart) Update
- O) AFC June 2021 Session batches were properly closed at system.

**Commented [S18]:** Good point ORG. Chart needs to Update.

**Commented [S19]:** Good information but here need a statement of compliance from Data-base administration.

Mr. Imran Sohail  
Vice Principal/HOA  
SKANS F-8 Campus  
Islamabad  
Dated: 07/08/2021

## 1. STATEMENT OF COMPLIANCE FROM AFC SUPERVISOR

**Commented [S20]:** Good addition

From,

Mr. Raees Khan

AFC Supervisor  
CA Department

Date: 07-08-2021

### Subject: AFC JUNE 2021 SESSION-SKANS F-8 CAMPUS, ISLAMABAD

In June 2021 session, we had 3 AFC batches with a total strength of 95 students. During the session, low attendance issues were identified so, coordinators were advised to do a strong follow-up. Further, some students were consistently absent in tests, so, teachers and testing department were advised to strictly advise students to ensure their presence in tests. A new innovative and more effective method of WhatsApp follow up was introduced in this session.

**Commented [S21]:** Good ref of data-base report.

**Commented [S22]:** Every team member emphasis this concept other than the system based SMS? This may be good one but system based SMS as defined in the policies/sops/JDs and Directives must not be compromised at any cost. ("Farz Namza could not be replaced with the Nufil Abadit"). OLD Practice must be carried out)

**Commented [S23]:** This is old story which has been addressed many times in policies/sops/directives and SLP framework -2021 issued 23<sup>rd</sup> March 2021 . Here in this session three batches started dates were  
B#1 15<sup>th</sup> Feb  
B#2 1<sup>st</sup> March  
B#3 15<sup>th</sup> March  
In session planning and as per SLP total hours must be allocated at the start of the session and upload the Lecture plan.

Most of the enrolled students appeared for ICAP June Exam and only few students deferred for September attempt (mostly from batch 3 as it was started bit late). Although courses were completed in time but for batch 3, teachers had to rush through the syllabus due to lack of sufficient time. This may be one of the reasons of high deferred cases in batch 3.

**Commented [S24]:** Need planning

The overall result of AFC June 2021 Session for SKANS F-8 campus was satisfactory. However, improvements are required in the following areas:

- A) Fast track batches with less than 3 months' time should not be offered at AFC level.

**Commented [S25]:** Very Good input but we have to maintain the commercial substance. Therefore, needs good planning and hiring of resources and conduct classes for 2 hours from the start of the session. For this as per SLP Lecture plans must be uploaded and locked at the start of the session. (Data-base admin must ensure and follow the steps of SLP framework -2021)

- B) Although students were advised to do online practice of questions through SKANS portal but participation was low. So, it is recommended to increase students' participation in online practice as well. Similarly, teachers should conduct practice sessions within their classes and supervise it.
- C) Coordinators were in close loop with the students (Through WhatsApp Messages and Calls) but still improvements are required as low attendance issues were reported.
- D) Monthly **System based** PTMs should be conducted for weak and irregular students (physical or online).

**Commented [S26]:** In system we have this provision in the front office.  
At each teachers' meeting (PTM) there is a form which needs to fill up by the coordinators that is simple system based form and needs to apply in **all Campus front office with immediate effect.**

## 2. STATEMENT OF **COMPLIANCE** ON ADMISSIONS AND STUDENT AFFAIRS

**Commented [S27]:** Good addition statement

**From,**

**Miss Mehak Iqbal**

Quality Manager (**title as**  
**per org. chart**)

**Commented [S28]:** But use the ORG. chart title

CA Department

Date: 07-08-2021

### **Subject: AFC JUNE 2021 SESSION-ADMISSIONS AND STUDENT AFFAIRS**

SKANS F-8 CA department **offered 3 batches** in the June 2021 **AFC-Fast Track** session. In total, we had 95 enrollments (paper) in different AFC subjects. Some students from each of these 3 batches had exemptions in Functional English (FE) subject. That's why total enrollment was comparatively low in FE subject as compared to other AFC subjects.

Due to COVID-19 pandemic, classes **were mainly conducted online** through MS Team Software. Some students lacked technical knowledge so they were guided accordingly. Overall, students' attendance in online classes was satisfactory. However, some students had high absence ratio due to internet problems at their end. Coordinators were in contact with students/parents through WhatsApp messages and calls (**A new follow-up method was adopted in June 2021 Session**).

**Commented [S29]:** Number of days for online classes and physical classes

**Commented [S30]:** Good





AFC syllabus of June 2021 session batches was covered timely. However, as batch 3 was started late, so teachers had to cover the topics/syllabus in short time. At least 8-10 Tests for each subject (mainly chapter wise) plus Mocks (after completion of syllabus/section) were conducted. However, as discussed above, some students had internet connection problem, so they faced problems and thus could not attempt tests/Mocks. Strong follow-ups (at teachers end, at coordinators end and at exam department end) were made to increase participation in tests/Mocks and same practice should be followed in future as well.

**Commented [S31]:** Total max attendance batch Teacher wise batch wise system based attendance summary and system based hours utilization per teacher over the session both for visiting plus permanent teachers .

Informal PTMs (through WhatsApp calls and messages) were conducted to share progress of students with their parents. Teacher evaluation was conducted on physical forms to increase students' participation in it. Overall, AFC June 2021 session overall result is satisfactory as it is above than ICAP overall pass percentage (subject wise). However, efforts should be made to

**Commented [S32]:** Must be system based

achieve 100% result in all subjects and 90%-95% pass percentage should be the minimum acceptable level at SKANS.

**Commented [S33]:** Very Good Commitment for future

AFC June 2021 Fast Session batches were properly closed at system. Overall, 54 students cleared AFC and an overall, 54% conversion rate was achieved. Moreover, we are in contact with the deferred cases and advised them to visit campus for guidance and system-based practice.

**Commented [S34]:** I think not, all left cases and transfer cases were dealt at the end of session e.g. in QMS

1)Batch #1 total hours	71
2)Batch #2	61
3)Batch 3	9 hours

## 2.1 ADMISSION, COORDINATION AND STUDENT AFFAIRS SECTION

Commented [S35]: Good addition

### 2.1.1 AN OVERVIEW

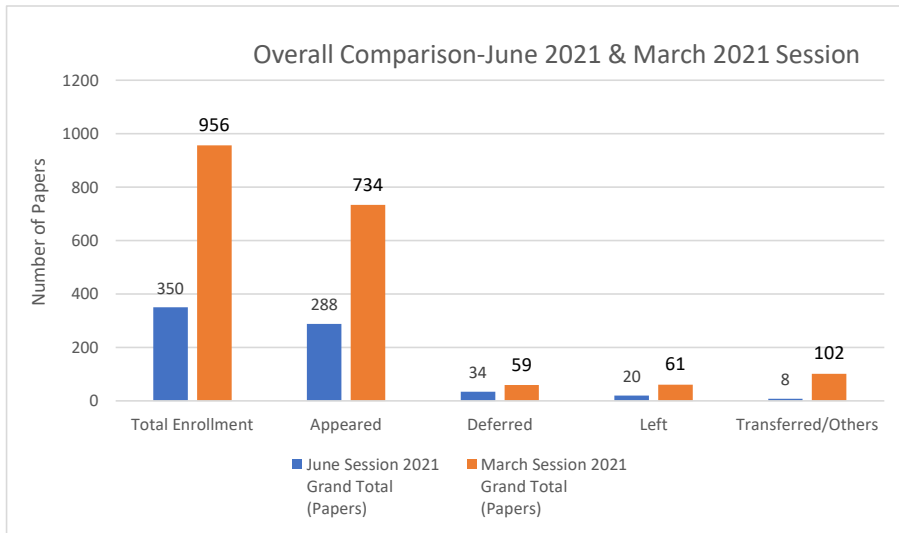
The June 2021 **AFC Fast** session was started on **15<sup>th</sup> February 2021** with the launch of batch 1 which consisted of total **33 students** (119 papers). Later, on **1<sup>st</sup> March 2021**, batch 2 was started which had **29 students** (102 papers) and then, on **15<sup>th</sup> March**, batch 3 was started which had **33 students (129 papers)**. Some students from each of these batches had exemptions in Functional English (FE) subject. That's why total enrollment was comparatively low in FE subject as compared to other AFC subjects.

During June 2021 session, **1 student (Fairoz Khan, B-1)** left as he opted for **Medical Science** field. Similarly, **1 student (Muhammad Abdullah, B-1)** got transferred to **Rawalpindi Campus**. **1 student (Mansoor Asad, B-2)** left due to family issues and **2 students (M. Moiz and M. Zaki, B-2)** deferred for **September attempt**. Moreover, from Batch-3, **6 students deferred for September attempt, 3 students left and 1 student got transferred to Rawalpindi Campus**. **Dues of all deferred cases were clear and for transferred and left cases**, SOPs/policies were followed and adjustments were made in the database.

Commented [S36]: Very good information but date of events is missing? In all left cases or transfer cases.

AFC JUNE 2021 SESSION STUDENTS' DETAILS				
Particulars	June	June	March	March
	Session	Session	Session	Session
	2021	2021	2021	2021
	Grand	Overall	Grand	Overall
	Total	Percentage	Total	Percentage
	(Papers)		(Papers)	
Total Enrollment	350	100%	956	100%
Appeared	288	82%	734	77%
Deferred	34	10%	59	6%
Left	20	6%	61	6%
Transferred/Others	8	2%	102	11%

Commented [S37]: High session Data cannot be compared with LOW session Data. (Weak form of comparability in the upcoming analysis also.)



Only 1 student (out of total 95 students of June 2021 session), Mr. **Ataullah Khan (B-2)**, did not submitted his second installment of fee. After due date of his second installment, coordinators contacted him several times, advised him to clear fee, but he did not. So, we blocked him from taking online classes. He was the only fee defaulter in June 2021 session. Otherwise, receivables are zero.

**Commented [S38]:** Good information but his attendance status in absolute term must be provided.

**Commented [S39]:** Good but needs a statement of compliance by the account department on it. (for the whole list of students mapping with the session total papers .

As, June 2021 session was mainly online, physical/formal system-based PTMs were not conducted. However, coordinators were in communication with the parents through WhatsApp about progress of students like their class attendance, test attendance and test performance etc.

In June 2021 session, Teacher Evaluation was conducted in hard form through distribution of forms by hand to increase participation rate from students (in the last phase of June session, classes were conducted physically and then, this activity was performed). Overall, good response was received for all AFC teachers.

**Commented [S40]:** GOVT opening date  
SKANS opening date  
Working Days for online classes hours  
Working days for physical classes including hours  
In summary form please.

### 2.1.2 ABSENT STUDENTS FOLLOW-UPS

**Commented [S41]:** Good

During the period under review, SMS were sent to absent students through SKANS Mobile App and WhatsApp. Previous practice was to send absent SMS through SKANS SMS Application

only. However, there were number of **problems encountered** with the **previous practice**. These are discussed below:

Firstly, it was **one-way communication**, where we were only sending messages to **PARENTS** but we were not getting **active feedback “from PARENTS”** about why they were not attending classes, what was reason behind it, like student might be suffering from any issue etc.

- Commented [S42]:** Missing information
- Commented [S43]:** A big question ? on the Parents as per our experience Parents are more concerned.
- Commented [S44]:** Missing word

Secondly, sometimes, the message was sent from our side but it was not effective as either the **number was changed by parents** or either they have converted their number. So, it could not be delivered. **(Consult the system based report please)**

- Commented [S45]:** Very rarer case (0.5%) ask for correct number at the time of admission and I think most of our all coordinators are informed their parents at the time of admissions both F-8 and RAR Campus

### 2.1.2.1 STEPS TAKEN FOR IMPROVEMENT

Keeping in view the above-mentioned points, with the kind of **approval of Vice Principal/ HOA**, coordinators saved the updated numbers of all students along with **parents in official mobile** number and then, communicated with them through **WhatsApp messages and calls. (Please share the Parents information and follow-up record)**

- Commented [S46]:** In person with the prior approval of The Principal SKANS I (Shuja) was doing this work on daily basis
- Commented [S47]:** Internal arrangement

We have overcome the shortcomings of previous practice i.e., we used an updated mode of communication (WhatsApp) through which we can know that the messages were delivered, received and seen, which gave us the true meaning of delivering message to **absent students (Class or Tests)** and tracking the record of them.

- Commented [S48]:** But attendance is still question mark? Please consult Absent student follow report from data-base.

**Secondly**, they tend to share their **leave before date on WhatsApp** and coordinators advised them to give **application in portal** and **informed teachers as well. (effectiveness of this information please share number of leaves over this period)**

- Commented [S49]:** Number of leaves record please

Thirdly, if a student was not responding to the coordinators through WhatsApp, then follow up calls were made through **mobile call and telephone call**.

- Commented [S50]:** Share the comparison of the official numbers for such period. (15<sup>th</sup> Feb 2021 to 4<sup>th</sup> June 2021)

As mentioned above, extensive follow ups in this regard were carried out by coordinators through WhatsApp and WhatsApp calls, and those who didn't respond to our messages and calls, we have **done calls through SKANS official PTCL and mobile number. Additionally, we were**

tracking the students and ensuring their regular present by keeping eyes on such students.

Furthermore, teachers personally during class as well as on WhatsApp group frequently asked the students to make sure their presence. In this regard, Mr. Raheel, Mr. Raees, Mr. Umair and Mr. Hamid were actively in contact with the students. Collectively, we have worked to make it more effective.

Governance department also supported actively in student's follow-up process. SMS were actively sent to all those students who were absent in online classes through SKANS Mobile App. Same procedure was also applied for those students who were absent in tests.

For June 2021 Session, total 2,910 SMS were sent to absent students (online classes) through system. However, this number also includes absent SMS sent to CAF students enrolled in June 2021 session. Keeping in view the problem, a new feature was added in the system with the support of IT department, to send batch wise SMS or subject wise SMS but that feature has some technical issues and at present, despite using filters of batch/subject, SMS are sent to all students enrolled in the selected session. **(User End (Shuja) Problem rather technical issue)**

Details are provided in the below table:

Particulars	Category	Quantity
System Based SMS date/period ?	Class Absent Intimation on Average AFC	2,910
Data-base report name ref missing Plz provide		

**Commented [S51]:** Very GOOD TEAM EFFORT Share the attendance summary from data-base " Teaching Hours for three Batches please" and comparison with the SLP standard Hours as approved by the Principal in the framework.

**Commented [S52]:** No technical issue I think but the problem was with the bounded rationality and the Learning Curve of Mr. Shuja. We have very GOOD SYSTEM of this SMS service. Therefore, I recommended that the same person Shuja again allow to do this JOB.(which was interpreted on dated 25<sup>th</sup> May-2021)

### 2.1.3 DEFERRED STUDENTS FOLLOW-UPS

During the period under review, some students deferred for September attempt due to different reasons. Coordinators and teachers are in contact with them and provide them guidance. Further, as classes are physical now (Date ref missing), so, they are offered to visit campus and attempt practice/tests for their revision. Coordination and student's affairs department is taking due care of deferred cases with the support of teachers and testing department.

**Commented [S53]:** Reasons are not mentioned in the Excel sheet attached along with this report. Please provide the supporting from the ICAP Portal or in person from the student as we have close and strong loop with our students at all departmental levels and effective means of communication which management has adopted.

#### 2.1.3.1 SUGGESTIONS FOR FUTURE FOLLOW-UPS

Keeping in view the positive and effective response of WhatsApp follow-up, it is suggested to adopt it in future as well. However, it will be required to align WhatsApp with the system/database. So, it is suggested to IT department to work on this aspect to see how we can align WhatsApp with system so that communication record can be available in system for future reference purpose.

**Commented [S54]:** Good one

Moreover, like WhatsApp, we may develop our own mobile application for communication with students/ "PARENTS" which could be downloaded from Google PlayStore. An interactive mobile based communication application with system-based record can be a feasible alternative of WhatsApp communication.

**Commented [S55]:** Good one

Further, it is also suggested to IT department to work on the technical issues in SKANS Mobile App so that SMS can be sent according to multiple filters applied. At present, this feature is available but not working properly. (I think User End Problem –shuja rather technical)

**Commented [S56]:** In Previous reports it was mentioned that Parent Portal /Application should be developed for daily input like student portal. The schema will be same as for student but in simple form (only relevant information through application)

- 1)Attendance
- 2)Tests
- 3)Payment status
- 4)CB online Tests
- 5) Test Schedule for the whole session
- 6) System Based PTM record
- 7)Notice Board

#### 2.1.4 System- Based PTMs

As the session under review was mainly online because of COVID-19, so, formal physical PTMs could not be conducted at campus. So, coordinators and teachers were in contact and discussions with the parents through WhatsApp calls and messages as explained in the last section.

**Commented [S57]:** Salman Hamid at RAR is using very effectively.

However, there are better and more appropriate methods of conducting PTMs than WhatsApp calls or messages. It is identified as a grey area and needs serious attention of concerned departments. This problem should have been already addressed. However, suggestions for immediate implementation are provided in the below section.

### 2.1.4.1 SUGGESTIONS FOR FUTURE **System –Based PTMs**

Keeping in view the prevailing COVID situation, it is strongly advised to conduct online **PTMs through Zoom Meetings** in the ongoing session, and **keep proper record of those meeting in the form of Audio/Video recordings**. It can be very effective and also very productive as live communication can be made from both sides and Parents can share their concerns as well. **Further, these recording may be uploaded at SKANS portal for future reference.**

It is also **strongly advised** to inform Parents about PTM at least 3 days before so that they can make necessary arrangements and become available online at the scheduled day and time. Similarly, reminder may also be sent in this regard to increase participation rate.

These online PTMs may also be conducted **after** COVID phase as these are online and convenient for Parents to attend. Further, **group PTMs** could be very productive for identifying **common issues and solving them**.

**To make PTMs more systematic, schedule may be shared with students/parents at the time of starting the respective batch.**

### 2.1.5 TEACHERS EVALUATION

Teacher evaluation was previously conducted at campus through **system-based evaluation**. However, this practice was **not possible in the COVID phase** as most part of the academic sessions March 2021 and **June 2021 were online** and students stayed at home and attended classes online. So, they were allowed to perform teacher evaluation online in the March 2021 session.

However, this online evaluation activity was identified **ineffective** as most of the students did not perform this activity in March 2021 session (**very high absent rate in teacher evaluation**). This issue of low participation in teacher evaluation has been reported in the last session (March 2021) submitted content report. **(In RAR same session system based TE was on high end participation)**

Further, there was another **issue** reported in the system-based teacher evaluation that it calculates percentage of responses by including absent students in 100%. Like, the performance of teachers

**Commented [S58]:** Excellent suggestion

**Commented [S59]:** Excellent input but on students and parents at least one visit per month for all parents

**Commented [S60]:** However, Salman Hamid in RAR done 100%

**Commented [S61]:** No issue consult sir salman saeed

can be rated poor, average, good, excellent etc. However, there is one “**category of others**” as well in which all absent students are rated by system as other automatically. So, it becomes a part of total 100% which does not make any sense. **(I think that is the beauty of the system in system caption “Not Marked”)**

**Commented [S62]:** In reporting it display but at system end it is “NOT MARKED”

Keeping in view the above discussion, it was proposed by the coordinators to conduct teacher evaluation for June 2021 session at campus **through distribution of teacher evaluation forms by hand** so that maximum participation from students can be ensured. So, when Govt. allowed to conduct physical classes in the **month of May 2021**, teacher evaluation was done.

#### **2.1.5.1 IDENTIFICATION OF PROBLEM ( I think sir Raees input?)**

The adopted system of teacher evaluation for June 2021 session was inappropriate as it was conducted manually and no record exist at SKANS portal. System based/online teacher evaluation is much better and more appropriate method of conducting teacher evaluation as compared to manual evaluation. It has been identified as a grey area and needs serious attention of concerned departments. However, suggestions for immediate implementation are provided in the below section.

#### **2.1.5.2 FUTURE RECOMMENDATIONS ON TEACHER EVALUATION**

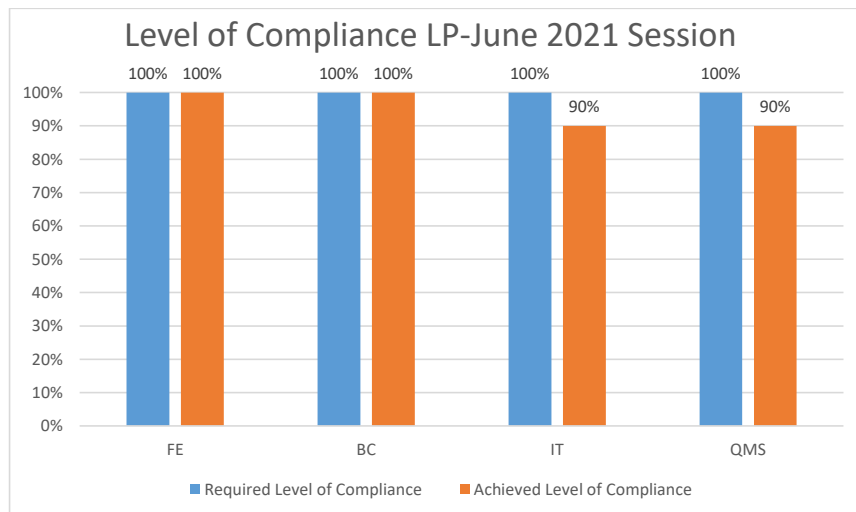
Keeping in view the above discussion and prevailing COVID situation, it is strongly advised to first solve the above mentioned “**Other Category Issue**” (**Already exist in system “NOT Marked”**) and then conduct online/system-based Teacher Evaluation in the ongoing and upcoming sessions, so that there may be a system generated record of those evaluations.

To counter low attendance issue in teacher evaluation activity, prior intimation and strong follow ups should be made. It can be very effective and also very productive. It is also strongly advised to inform students about Teacher Evaluation at least 3 days before so that they can make necessary arrangements and become available online at the scheduled day and time. Similarly, reminder may also be sent in this regard to increase participation rate. **(good)**

To make Teacher Evaluation more systematic, **schedule may be shared with students at the time of starting the respective batch.**



### 2.1.6 LECTURE PLAN (LP)

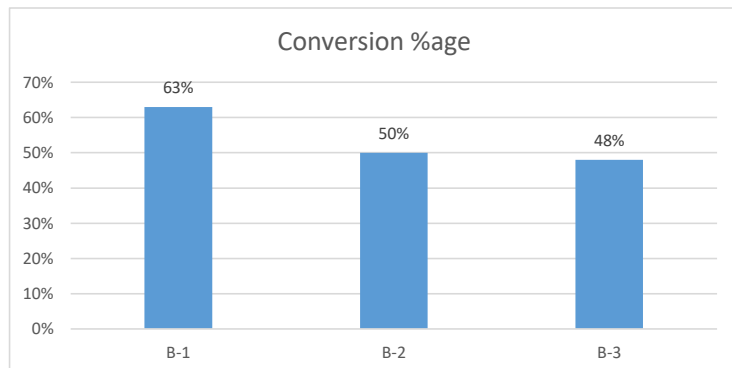


The SLPs for batch 1 and batch 2 were properly followed with very little deviation by the respective teachers. However, as batch 3 was started a bit late, so, respective teachers had less time to cover full syllabus. Therefore, there was a deviation from planned SLP. (we have the provision to handle the SLP under framework 2021)

### 2.1.7 CONVERSION RATE (very Good but add Batch wise ICAP results as well and number of students)

AFC June 2021 Session batches were properly closed at system. Overall, 54 students cleared AFC and an overall, 54% conversion rate was achieved. (Better to incorporate the number of students and ICAP result % Batch wise)

Batch #	B-1	B-2	B-3
Conversion %age	63%	50%	48%
Ref of data- base report missing ?			



Above table can be made in such way (Shuja input):

S.No	Batch #	B-1	B-2	B-3	Total/Avg	Ref of the report
1	Conversion %age	63%	50%	48%	54%	
2	Number of students	33	29	33	95	
3	Total papers enrolled	119	102	129	350	
4	Number of students Converted	21	15	16	52	
5	Papers Converted (IEF)				54	single paper due to short time

### 3. STATEMENT OF COMPLIANCE ON TESTS/MOCKS

From,

**Mr. Hamid Ali**

Exam Manager (title as per

**Org. chart)**

CA Department

Date: 07-08-2021

**Subject: AFC JUNE 2021 SESSION-TESTS/MOCKS DETAILS**

The session under review was primarily online, so, tests/mocks were conducted online. Teachers were advised to give prior intimation to the testing department to upload tests and students were also informed by teachers in advance during their online classes and also on tests day through WhatsApp messages. All students were properly guided about the procedure to attempt online tests. Further, individual guidance was also provided to those students who had very limited technical knowledge.

At least 8-10 Tests for each subject (mainly chapter wise) plus Mocks (after completion of syllabus/section) were conducted. Overall, students' attendance and performance in online tests was satisfactory. However, as discussed above, some students had internet connection problem, so they faced problems and thus could not attempt tests/Mocks. Strong follow-ups (at teachers end, at coordinators end and at exam department end) were made to increase participation in tests/Mocks.

System generated tests statistics are available at the end of this report. Further, WhatsApp communication with the students regarding prior intimation of tests, intimation after uploading tests, and reminders to attempt tests/re-tests are also available if required. Moreover, system-based SMS were also sent to all absent students by head of governance department. Its record is also available in system and presented in next section.

Some new reports at portal should be developed to fulfill the requirements of this comprehensive session report. As, at present, so much work has to be done manually. Further, it is also suggested to IT department to work on the technical issues in SKANS Mobile App so that SMS can be sent according to multiple filters applied. At present, this feature is available but not working properly.

### **3.1 TESTING SECTION**

#### **3.1.1 AN OVERVIEW**

For the period under discussion, special efforts were made in terms of ‘Testing’ in order to make up for deficiencies caused due to online classes. For the record, testing was done at 100% level of effort at departmental level. Teachers tested the students as per **LP** and retest were conducted accordingly. Students were intimated by the respective teachers (during online class) **at least one day before the conduction of test and then, (as per policy/sops (sir Sadiq ) must be informed to the parents as through SMS 2 days before the Test)** on test day, students were again informed and instructed to attempt test (through WhatsApp). The efficiency of these tests at student level was at an approximate 70% **(It would be higher if we exclude those students who deferred for September attempt)**. This is due to the distance learning online environment and lack of physical supervision (which could not be possible due to online classes).

#### **3.1.2 EFFORTS MADE FOR BETTER TESTING**

##### **3.1.2.1 DEVELOPMENT OF NEW TESTING WEB APPLICATION**

As mentioned in the last session (March Session 2021) content report, most of the students could not attempt tests mainly due to technical issues with the test application available at that time. So, with the input from testing department and respective teachers; **IT department developed** a new web application for testing purpose. The new web-based testing application had some limitations in the first version but with the input from testing department and teachers, it was improved and now, this new application works very fine with slow internet connections as well which was the main issue with old application as that application was inappropriate for slow internet connections.

##### **3.1.2.2 PRIOR INTIMATION TO STUDENTS/Parents**

We made efforts to contact students and urged them to participate in online testing through follow-ups at teacher level (Through WhatsApp Messages and Calls) and at department level as well (Through SKANS SMS Application as messages were sent to all absent students in Tests).

Students were informed by the respective teachers in advance about upcoming tests as per Lecture Plan during their online classes and then, on the test day, when tests were uploaded, a message was again sent to the students by respective teacher through WhatsApp to attempt it as soon as possible.

### 3.1.2.3 RE-TESTS

However, due to different factors i.e., bad internet service at student end, lack of self-motivation and no physical supervision, some students did not attempt the tests. To counter this issue, tests were uploaded again on the next day or as per request of teacher (Re-Tests) and all absent students were instructed to attempt it. This helped to increase students' participation in tests.

### 3.1.2.4 STRONG FOLLOW-UP

Head of Governance, Mr. Qasim Shuja Ali Khan also actively sent messages through SKANS Mobile Application to absent students in each test (same day, night time) or next day (in morning time). This also helped to increase students' participation in tests.

Students were strictly advised by the respective teachers to attempt all tests. Re-Tests were allowed and absent students were again advised to attempt tests.

Details of system-based SMS sent to absent students in tests are presented below:

Particulars	Category	Quantity
System Based SMS -date missing please provide	Test Result Intimation	401

### 3.1.2.5 DEVELOPMENT OF NEW COMPREHENSIVE REPORTS

Testing department and governance department has given input to IT department to develop new system-based reports where comparative analysis can be made about different dimensions like admissions comparison between different sessions, exam results comparison between different sessions, tests comparisons etc. At present, with our input, few reports have been developed like but still due to absence of other required reports, so much work has to be performed manually.

### 3.1.3 MAJOR FINDINGS

Despite the efforts from teachers, exam department and head of governance, some students did not appear in tests/Mocks due to different reasons like internet issues and health issues etc. Interestingly, most of the students who had low attendance in class and tests, have failed in ICAP Exam. Moreover, most of them have failed marginally like with a difference of 2/3/4 marks. So, low attendance in online classes and tests lead to low performance in ICAP Exam. It signifies that if they had attended classes properly and attempted tests/Mocks, they would have achieved better results. Details are available in the Excel file.

Testing ratio of this session at conduction level 100% whereas student's attendance in testing was around 70%. Therefore, it is recommended that management or testing department take serious steps and carry out strong timely follow ups through calls to students/parents.

### **3.1.4 INPUT FOR FURTHER IMPROVEMENT IN TESTING/REPORTING**

Low students' participation in online tests suggest that more efforts are required from coordinators, teachers and testing department.

Keeping in view the above discussion and prevailing COVID situation, it is **strongly advised** to share **test schedule of each subject with students/parents at the time of starting the respective batch. (Already Exist in the system through SLP")**

It is also strongly advised to inform **Parents/students** about upcoming tests at **least 2 days** before the test date so that they can make necessary arrangements and become available online at the scheduled day and time. Similarly, reminder may also be sent in this regard to increase participation rate.

Further, at present, system-based reports does not fulfill all the requirements of this comprehensive session report and so much work has to be done manually. So, it is **strongly advised to IT department** to develop **all related reports** as discussed in **the above section**. We can significantly increase the efficiency of our Portal by developing new reports **as data is already available in the system**, we just need to extract data through reports in **appropriate format** and then perform, required analysis.

#### 4. STATEMENT OF COMPLIANCE ON VARIABLES IDENTIFICATION & RESULT COMPILATION

From

Hamid Ali

Exam Manager (use same  
title as in Org. chart)

CA Department

Date: 07-08-2021

**Subject: AFC RESULT JUNE 2021 SESSION-SKANS F-8 CAMPUS, ISLAMABAD**

ICAP exams for AFC June 2021 session were held from June 18, 2021 to June 28, 2021. The result of this exam was declared by ICAP on 12<sup>th</sup> July, 2021. To compile the results for session June-2021, two sources were mainly used to extract results related data i.e., ICAP PDF result file (main result file) and ICAP E-Sheets (to check students marks in fail subjects).

During the result review of the session under consideration, only five categories of variables i.e., Appeared, Deferred, Left, Transferred, Pass, Fail, were identified as compared to last session where 12 different categories were identified (plus low attendance issue). This highlights the proactive approach of Coordinators, Exam Department and Vice Principal of Campus, to limit the number of variables as well as lower their respective percentages as each variable depicts an issue. The relative number of variables identified along with their percentages can be seen in the table/graph presented below:

AFC JUNE SESSION OVERALL RESULT SUMMARY						
Particulars	FE	BC	IT	QMT	Grand Total (Papers)	Overall Percentage
Total Enrollment	65	95	95	95	350	100%
Appeared	50	79	80	79	288	82%
Deferred	8	9	8	9	34	10%

**Commented [S63]:** I think Manager Exam please check

**Commented [S64]:** I think 19<sup>th</sup> June please check

**Commented [S65]:** Good please incorporate for all categories variables as Shuja did in his last report CAF march-2021 please check and incorporate in this report if possible

**Commented [S66]:** Last session was High March session so we cannot compare this information.

**Commented [S67]:** This is very technical variable and as per policy no body can claim this variable without the prior approval of CEO in ICAP result computation. Identification is something else And claim id something else

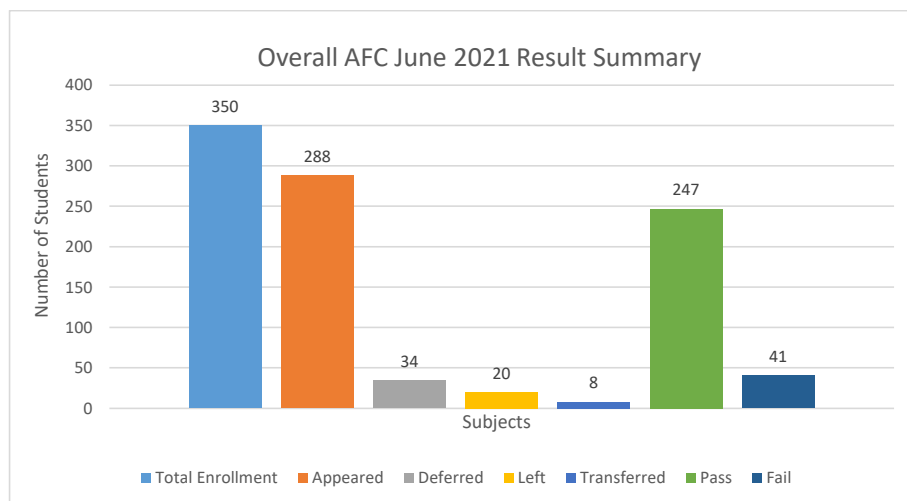
**Commented [S68]:** That session was full online I think whereas 30% of this session was physical. 2<sup>nd</sup> size of students and papers were different. However, good team efforts as mentioned in the report.

F-8 Campus AFC Content Report -June-Session-2021



Left	5	5	5	5	20	6%
Transferred	2	2	2	2	8	2%
Pass	46	73	64	64	247	86%
Fail	4	6	16	15	41	14%
Pass Percentage-Shuja	92%	92%	80%	81%	---	---
Pass Percentage-CEO	71%	77%	67%	67%	Avg. 71%	Missing CEO point of View.i think that is not system based result
ICAP Pass Percentage	70%	82%	65%	66%	----	----
Fail Percentage	8%	8%	20%	19%	---	---
AFC Overall Pass	54					
AFC Pass Percentage	68%					
Conversion Percentage	54%					

**Commented [S69]:** Sir Sadiq approved formula is missing as per approved policy in all table given.



The result summary presented above depicts that total 350 papers were enrolled for June 2021 attempt (95 students). However, out of these, 288 papers (82%, 79 students) were attempted in June attempt. The remaining 16 students (18%, 62 papers) did not appear in exams due to different



reasons which are mentioned in the next sections. Further, an overall average 86% (247 papers out of 288) pass percentage was achieved and only 14% (41 out of 288 papers) students failed in June 2021 ICAP exams. Overall, out of 95 students, 54 students cleared AFC (68%) and an overall, 54% conversion rate was achieved.

Overall, we had pass percentages of 92% v/s ICAP 70% (FE), 92% v/s ICAP 82% (BC), 80% (IT) v/s ICAP 65%, and 81% v/s ICAP 66% (QMT). Further, we had overall AFC pass percentage of 68% and overall conversion rate of 54%. In all subjects of AFC, SKANS F-8 Campus has achieved higher pass percentage as compared to the overall pass percentage statistics presented by ICAP in AFC/WST Results Summer 2021 statistics report.

AFC June 2021 session overall result is satisfactory as it is above than ICAP overall pass percentage (subject wise). However, **efforts** should be made to **achieve 100% result in all subjects and 90%-95%** pass percentage should be the minimum acceptable level at SKANS.

**Major Achievements:**

**Merit Certificate in Business Communication:**

SKANS F-8-AFC student, Syed Ammar got merit in Business Communication Subject taught by Sir Raheel Khan.(Good)

**Achieved Higher Pass Percentage in Each AFC Subject as Compared to ICAP Overall Result:**

In all subjects of AFC, SKANS F-8 Campus has achieved higher pass percentage as compared to the overall pass percentage statistics presented by ICAP in AFC/WST Results Summer 2021 statistics report.

#### 4.1. COMPARISON OF DIFFERENT PROBLEMATIC VARIABLES IN JUNE 2021 AND MARCH 2021 SESSION PAPERS (OTHER THAN PASS & FAIL)

PAPERS			
Variables	June-2021	March-2021	
Absent	0	4	Controllable
Deferred	34 (9 Students)	59	Partially Controllable
Ghost Student	0	9	Controllable
ICAP Paper Cancelled	0	3	Uncontrollable
Invalid CRN	0	13	Controllable
Transferred	8 (2 Students)	0	Uncontrollable
Left	20 (5 Students)	61	Uncontrollable
Not Eligible	0	3	Controllable
Password Changed	0	29	Controllable
<b>TOTAL OF PROBLEMATIC VARIABLES</b>	<b>62 (16 Students)</b>	<b>181</b>	
<b>Total PAPERS</b>	<b>350 (95 Students)</b>	<b>956</b>	
<b>PROBLEMATIC VARIABLES (%)</b>	<b>18%</b>	<b>19%</b>	

**Commented [S70]:** Cannot compare High session (March) with Low session June.

The resulting deviation from the normalization i.e., 18% (62 PAPERS /350 PAPERS) (last session March 19% (181/956 papers) was due to inherited and non-inherited limitations which were categorized in different variables. However, the main variable identified in June 2021 session was **deferred cases (34 papers-9 students)**. Most of the deferred papers are **from Batch 3** which was started almost **one and half months later** than Batch 1 and Batch 2 (**poor batch planning and I think not follow the SLP -2021 framework in this regard**). So, students had **less time for course coverage** and exam preparation. Due to this reason, 6 students from Batch 3 (24 papers) deferred for September attempt. Moreover, 2 students; 1 each from Batch 1 & 3 (8 papers) got transferred to Rawalpindi Campus. Furthermore, 5 students (20 papers) left due to different personal reasons like selection in Pak Army, opting for Medical Science Field and

Family issues etc. **Coordinators were in continuous contact with the parents/students falling under above-mentioned problematic variables.**

Another major factor identified common in most of the Fail students was **low attendance** in Class and Tests (**25 students in total**). As, this session was mainly online (**especially batch-3**), SKANS F8 Campus students from Northern Areas of Pakistan stayed at their respective home towns like Kashmir, Abbottabad, Swabi etc. So, mostly they faced internet issues and thus, could not properly join online classes or face frequent dysconnectivity issues. **Coordinators were in communication with the students/parents.** But the technological limitations at student end led to low attendance in tests and class. **Details are available in the Excel file.** (ref

Moreover, the marks of Fail students, presented **in Excel file clearly** indicates that most of them got very close to passing marks like 22, 23, 24 (passing marks are 25/50 in FE, BC and IT) and 47 and 48 marks in QMT (passing marks are 50/100). Thus, if these students had taken classes properly and appeared in tests/Mock, they would have produced better results. **(No system based result?)**

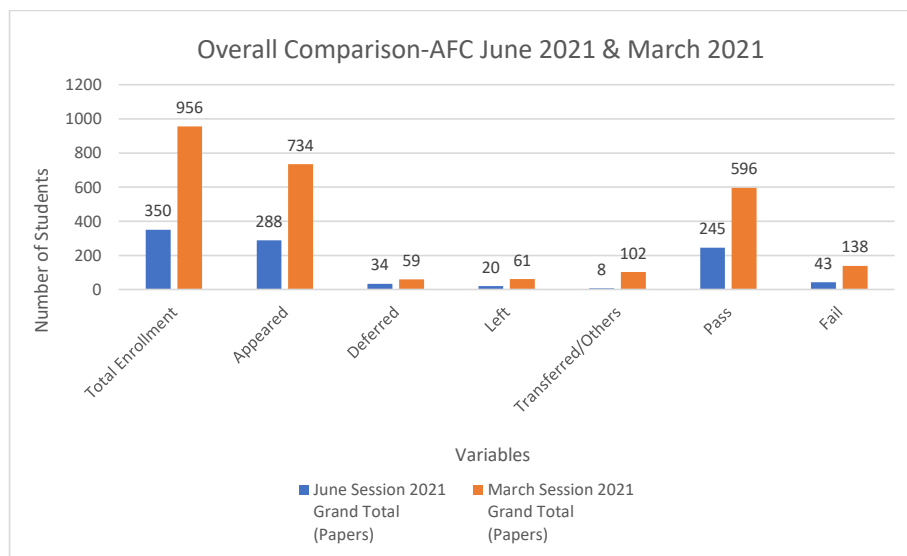
Relevant supporting evidences can be found in the file/Database reports. All these procedures and evidences are being documented in **Internal ICAP Result KPIs file** for the session June 2021 attempt for future reference and guidelines.

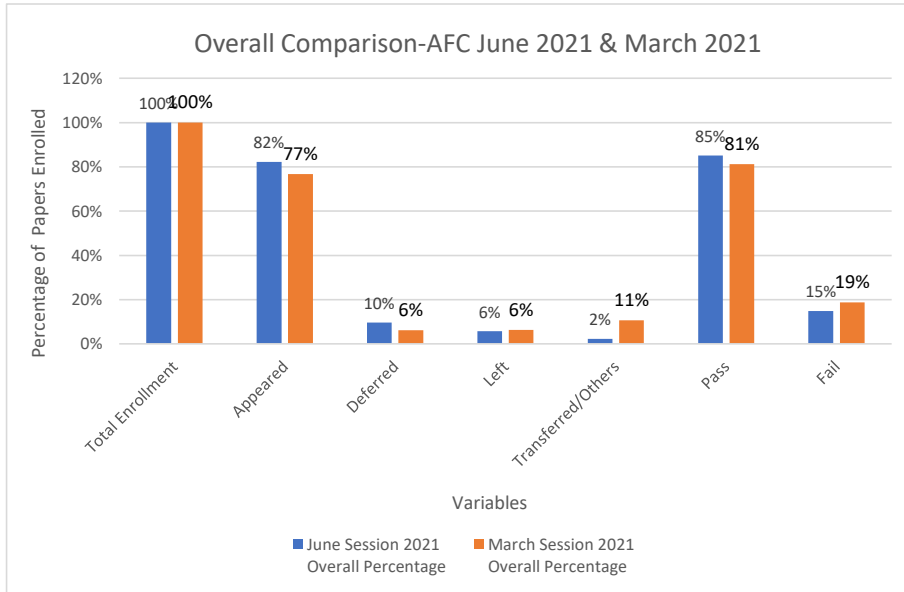
Academic and Administrative issues are also addressed in different sections of this report along with future directions. Moreover, this report is available for session end academic audit by an external party if required. All under review session results have been discussed with the relevant teachers. Our teachers or relevant subject team can discuss results with Principal if required for discussion and input regarding result session under review and suggestions for improvements in the upcoming sessions.

#### 4.2. COMPARISON OF JUNE 2021 AND MARCH-2021 PAPERS, RESULTS AND VARIABLES

AFC JUNE 2021 SESSION & MARCH 2021 SESSION OVERALL COMPARISON				
Particulars	June Session Grand Total (Papers)	March Session Grand Total (Papers) Irrelevant Coparsion)	June Session Overall Percentage	March Session Overall Percentage
Total Enrollment	350	956	100%	100%
Appeared	288	734	82%	77%
Deferred	34	59	10%	6%
Left	20	61	6%	6%
Transferred/Others	8	102	2%	11%
Pass	245	596	85%	81%
Fail	43	138	15%	19%

Commented [S71]: Same comparison issue

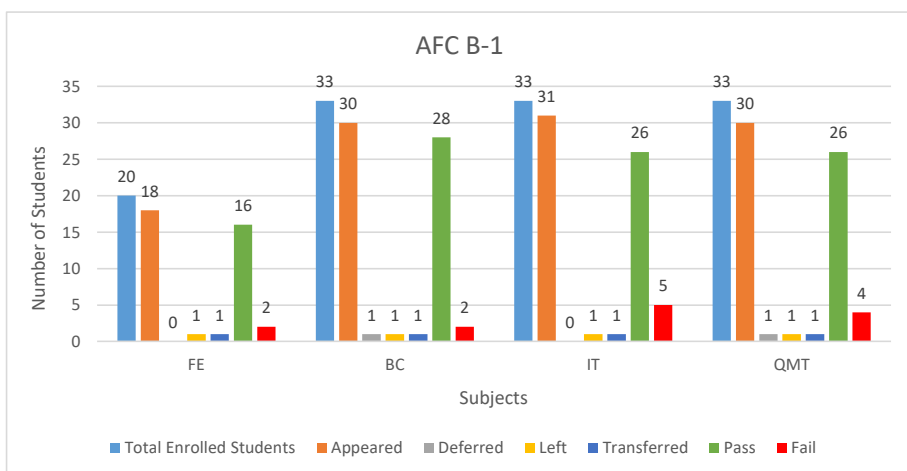




### 4.3. BATCH WISE RESULT SUMMARY

#### BATCH-1:

AFC BATCH-I RESULT SUMMARY				
Particulars	FE	BC	IT	QMT
Total Enrolled Students	20	33	33	33
Appeared	18	30	31	30
Deferred	0	1	0	1
Left	1	1	1	1
Transferred	1	1	1	1
Pass	16	28	26	26
Fail	2	2	5	4
Pass Percentage	89%	93%	84%	87%
ICAP Pass Percentage	70%	82%	65%	66%
Fail Percentage	11%	7%	16%	13%
AFC Overall Pass	23			
AFC Pass Percentage	77%			
Conversion Percentage	63%			



**Functional English (FE) Subject:**

Total enrolled students in FE subject were 20. However, out of these, 18 appeared in the ICAP June 2021 Exam. 1 student (Fairoz Khan) left as he opted for Medical Science field. Similarly, 1 student (Muhammad Abdullah) got transferred to Rawalpindi Campus.

Overall, 16 students passed (out of 18 appeared) FE exam and only 2 students failed in FE from this batch. They both had low attendance problem. Details of these two fail students are available in the Excel file. So, an overall 89% pass percentage (11% fail) was achieved in FE paper.

**Business Communication (BC) Subject:**

Total enrolled students in BC subject were 33. However, out of these, 30 appeared in the ICAP June 2021 Exam. 1 student (Fairoz Khan) left as he opted for Medical Science field. Similarly, 1 student (Muhammad Abdullah) got transferred to Rawalpindi Campus. Another student Muhammad Abdullah Khan only appeared in FE and IT and deferred BC and QMS. He passed both attempted papers.

Overall, 28 students passed (out of 30 appeared) BC exam and only 2 students failed in BC from this batch. Details of these two fail students are available in the Excel file. So, an overall 93% pass percentage (7% fail) was achieved in BC paper.

**Introduction to Information Technology (IT) Subject:**

Total enrolled students in IT subject were 33. However, out of these, 31 appeared in the ICAP June 2021 Exam. 1 student (Fairoz Khan) left as he opted for Medical Science field. Similarly, 1 student (Muhammad Abdullah) got transferred to Rawalpindi Campus.

Overall, 26 students (out of 31 appeared) passed IT exam and only 5 students failed in IT from this batch. Details of these 5 fail students are available in the Excel file. So, an overall 84% pass percentage (16% fail) was achieved in IT paper.

**Quantitative Methods (QMT) Subject:**

Total enrolled students in QMT subject were 33. However, out of these, 30 appeared in the ICAP June 2021 Exam. 1 student (Fairoz Khan) left as he opted for Medical Science field. Similarly, 1 student (Muhammad Abdullah) got transferred to Rawalpindi Campus. Another student Muhammad

Abdullah Khan only appeared in FE and IT and deferred BC and QMS. He passed both attempted papers.

Overall, 26 students passed (out of 30 appeared) QMT exam and only 4 students failed in IT from this batch. Details of these 4 fail students are available in **the Excel file**. So, an overall 87% pass percentage (13% fail) was achieved in QMT paper.

**Overall AFC Pass:**

23 students (out of 30 appeared) of Batch-1 has passed overall AFC exam i.e., 77% students of Batch-1 cleared AFC.

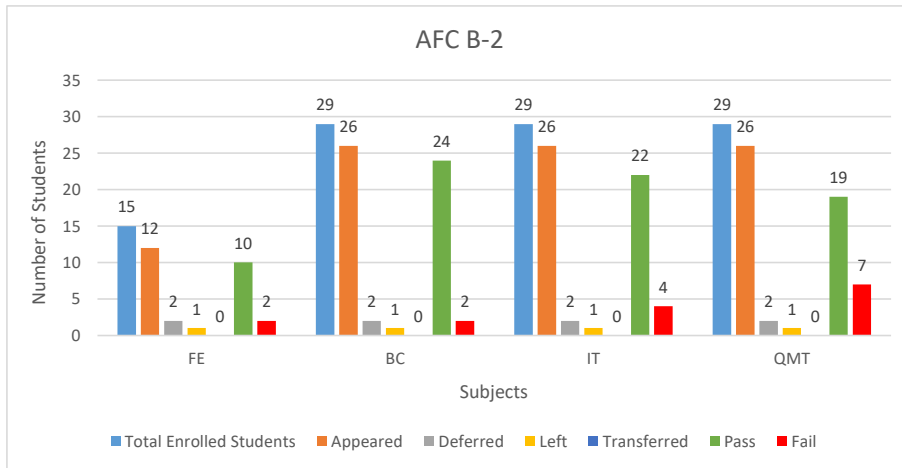
**Conversion Status:**

Batch-1 has 63% conversion rate in CAF-1. **Or CAF Level-1**



**BATCH-2:**

AFC BATCH-II RESULT SUMMARY				
Particulars	FE	BC	IT	QMT
Total Enrolled Students	15	29	29	29
Appeared	12	26	26	26
Deferred	2	2	2	2
Left	1	1	1	1
Transferred	0	0	0	0
Pass	10	24	22	19
Fail	2	2	4	7
Pass Percentage	83%	92%	85%	73%
ICAP Pass Percentage	70%	82%	65%	66%
Fail Percentage	17%	8%	15%	27%
AFC Overall Pass	16			
AFC Percentage	62%			
Conversion Percentage	50%			



**Functional English (FE) Subject:**

Total enrolled students in FE subject were 15. However, out of these, 12 appeared in the ICAP June 2021 Exam. 1 student (Mansoor Asad) left due to family issues.

Overall, 10 students passed (out of 12 appeared) FE exam and only 2 students failed in FE from this batch. They both had low attendance problem. Details of these two fail students are available in the Excel file. So, an overall 83% pass percentage (17% fail) was achieved in FE paper.

**Business Communication (BC) Subject:**

Total enrolled students in BC subject were 29. However, out of these, 26 appeared in the ICAP June 2021 Exam. 1 student (Mansoor Asad) left due to family issues and 2 students (M. Moiz and M. Zaki) deferred for September attempt.

Overall, 24 students passed (out of 26 appeared) BC exam and only 2 students failed in BC from this batch. Details of these two fail students are available in the Excel file. So, an overall 92% pass percentage (8% fail) was achieved in BC paper.

**Introduction to Information Technology (IT) Subject:**

Total enrolled students in IT subject were 29. However, out of these, 26 appeared in the ICAP June 2021 Exam. 1 student (Mansoor Asad) left due to family issues and 2 students (M. Moiz and M. Zaki) deferred for September attempt.

Overall, 22 students passed (out of 26 appeared) IT exam and only 4 students failed in IT from this batch. Details of these 4 fail students are available in the Excel file. So, an overall 85% pass percentage (15% fail) was achieved in IT paper.

**Quantitative Methods (QMT) Subject:**

Total enrolled students in QMT subject were 29. However, out of these, 26 appeared in the ICAP June 2021 Exam. 1 student (Mansoor Asad) left due to family issues and 2 students (M. Moiz and M. Zaki) deferred for September attempt.

Overall, 19 students passed (out of 26 appeared) QMT exam and 7 students failed in QMT from this batch. Details of these 7 fail students are available in the Excel file. So, an overall 73% pass percentage (27% fail) was achieved in QMT paper.

**Overall AFC Pass:**

**F-8 Campus AFC Content Report -June-Session-2021**



16 students (out of 26 appeared) of Batch-2 has passed overall AFC exam i.e., 62% students of Batch-2 cleared AFC.

**Conversion Status:**

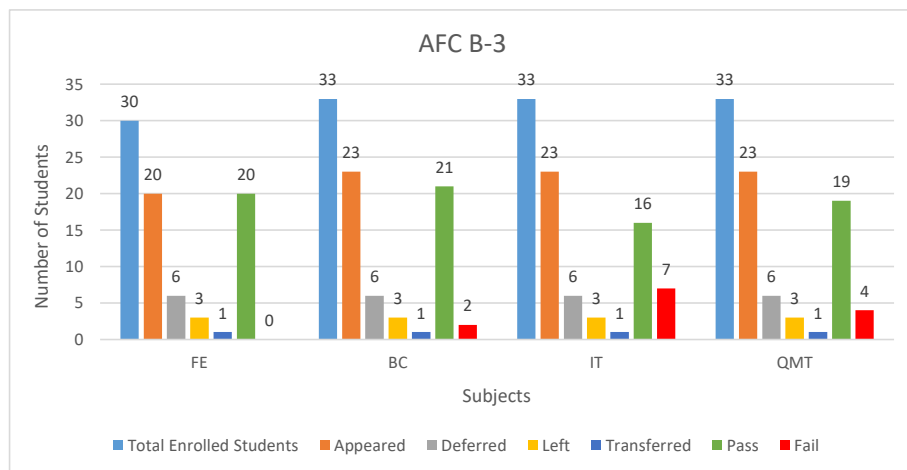
Batch-2 has 50% conversion rate in CAF-1.

**Merit Certificate in Business Communication:**

Syed Ammar got merit in Business Communication Subject taught by Sir Raheel Khan.

**BATCH-3:**

AFC BATCH-III RESULT SUMMARY				
Particulars	FE	BC	IT	QMT
Total Enrolled Students	30	33	33	33
Appeared	20	23	23	23
Deferred	6	6	6	6
Left	3	3	3	3
Transferred	1	1	1	1
Pass	20	21	16	19
Fail	0	2	7	4
Pass Percentage	100%	91%	70%	83%
ICAP Pass Percentage	70%	82%	65%	66%
Fail Percentage	0%	9%	30%	17%
AFC Overall Pass	15			
AFC Pass Percentage	65%			
Conversion Percentage	48%			



**Functional English (FE) Subject:**

Total enrolled students in FE subject were 30. However, out of these, 20 appeared in the ICAP June 2021 Exam. 6 students deferred for September attempt, 3 students left and 1 student got transferred to Rawalpindi Campus. Details of these students are available in the Excel file.

Overall, 20 students passed (out of 20 appeared) FE exam and no student failed in FE from this batch. So, an overall 100% pass percentage (0% fail) was achieved in FE paper.

**Business Communication (BC) Subject:**

Total enrolled students in BC subject were 33. However, out of these, 23 appeared in the ICAP June 2021 Exam. 6 students deferred for September attempt, 3 students left and 1 student got transferred to Rawalpindi Campus. Details of these students are available in the Excel file.

Overall, 21 students passed (out of 23 appeared) BC exam and only 2 students failed in BC from this batch. Details of these two fail students are available in the Excel file. So, an overall 91% pass percentage (9% fail) was achieved in BC paper.

**Introduction to Information Technology (IT) Subject:**

Total enrolled students in IT subject were 33. However, out of these, 23 appeared in the ICAP June 2021 Exam. 6 students deferred for September attempt, 3 students left and 1 student got transferred to Rawalpindi Campus. Details of these students are available in the Excel file.

Overall, 16 students passed (out of 23 appeared) IT exam and 7 students failed in IT from this batch. Details of these 7 fail students are available in the Excel file. So, an overall 70% pass percentage (30% fail) was achieved in IT paper.

**Quantitative Methods (QMT) Subject:**

Total enrolled students in QMT subject were 33. However, out of these, 23 appeared in the ICAP June 2021 Exam. 6 students deferred for September attempt, 3 students left and 1 student got transferred to Rawalpindi Campus. Details of these students are available in the Excel file.

Overall, 19 students passed (out of 23 appeared) QMT exam and 4 students failed in QMT from this batch. Details of these 4 fail students are available in the Excel file. So, an overall 83% pass percentage (27% fail) was achieved in QMT paper.



**Overall AFC Pass:**

15 students (out of 33 appeared) of Batch-3 has passed overall AFC exam i.e., 65% students of Batch-3 cleared AFC.

**Conversion Status:**

Batch-3 has 48% conversion rate in CAF-1.

## 5. AFC FACULTY

### 5.1 SIR RAHEEL KHAN



**Permanent Faculty Member-CA**

**Subjects: Business Communication & Functional English (AFC) & BMBS (CAF-I)**

**Major Achievements: (1) Syed Muhammad Ammar (AFC Student) secured a Merit Certificate in Business Communication in June 2021 ICAP Exams. (2) Overall Excellent Result**

#### 5.1.1 PROFILE

Raheel Khan has been teaching in SKANS since July 2019. He started as a teacher for AFC FE (Functional English) subject. After his excellent performance during the first session, he was handed the opportunity to teach Business Communication (BC) subject during the next session.

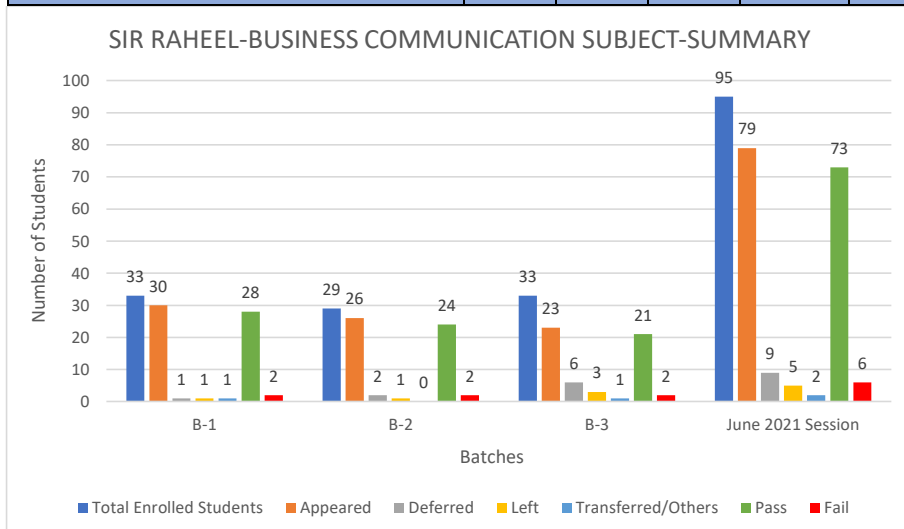
He taught BC subject to all 3 batches and also taught FE subject to batch 2 during the aforementioned AFC June session-2021 and yielded excellent results for BC subject in all 3 batches (>90%) and good result for FE (>80%).

#### 5.1.2 BUSINESS COMMUNICATION SUBJECT-SUMMARY

His batch wise performance is presented in below chart.

SIR RAHEEL-BUSINESS COMMUNICATION SUBJECT-SUMMARY					
Particulars	B-1	B-2	B-3	Total	%age
Total Enrolled Students	33	29	33	95	100%
Appeared	30	26	23	79	83%
Deferred	1	2	6	9	9%
Left	1	1	3	5	5%
Transferred	1	0	1	2	2%
Pass	28	24	21	73	92%
Fail	2	2	2	6	8%

Pass % -CEO	85%	83%	64%	77%	Missing line item as per policy
Pass Percentage-SHUJA	93%	92%	91%	92%	----
ICAP Pass Percentage	82%	82%	82%	82%	----
Fail Percentage	7%	8%	9%	8%	----

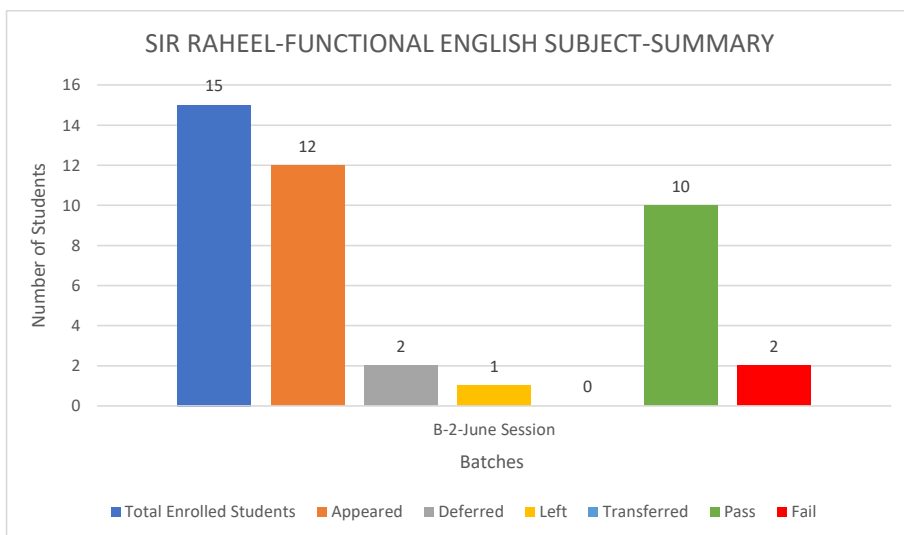


### 5.1.3 FUNCTIONAL ENGLISH SUBJECT-SUMMARY

SIR RAHEEL-FUNCTIONAL ENGLISH SUBJECT-SUMMARY		
Particulars	B-2	%age
Total Enrolled Students	15	100%
Appeared	12	80%
Deferred	2	13%
Left	1	7%



Transferred	0	0%
Pass	10	83%
Fail	2	17%
Pass Percentage-CEO	67%	MISSING
Pass Percentage-SHUJA	83%	----
ICAP Pass Percentage	70%	----
Fail Percentage	17%	----



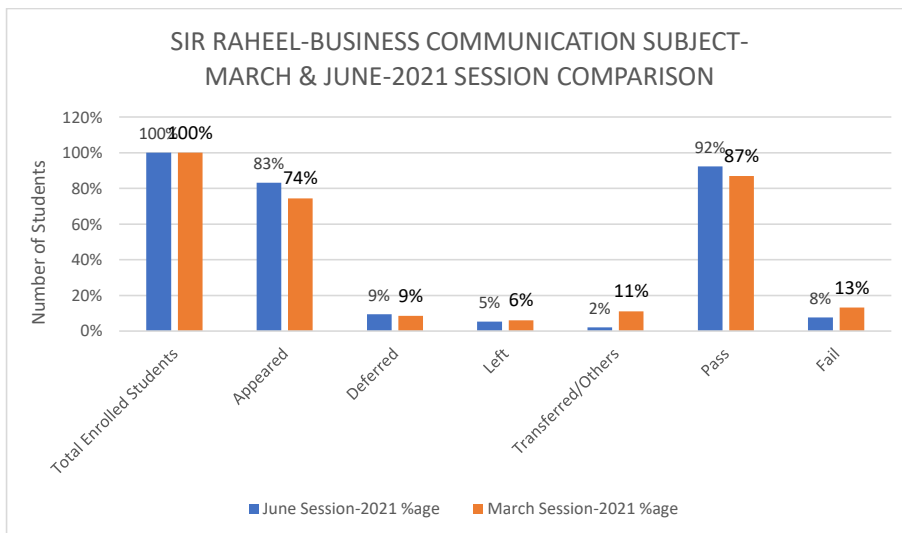
**5.1.4 COMPARISON WITH MARCH 2021 SESSION (I THINK NOT POSSIBLE)**

**5.1.4.1 BUSINESS COMMUNICATION SUBJECT**

SIR RAHEEL-BUSINESS COMMUNICATION SUBJECT-MARCH & JUNE-2021 SESSION COMPARISON				
Particulars	June 2021 Session	June Session-2021 %age	March 2021 Session	March Session-2021 %age
Total Enrolled Students	95	100%	82	100%
Appeared	79	83%	61	74%

**F-8 Campus AFC Content Report -June-Session-2021**

Deferred	9	9%	7	9%
Left	5	5%	5	6%
Transferred/Others	2	2%	9	11%
Pass	73	92%	53	87%
Fail	6	8%	8	13%
Pass Percentage	92%	----	87%	----
ICAP Pass Percentage	82%	----	81%	----
Fail Percentage	8%	----	13%	----



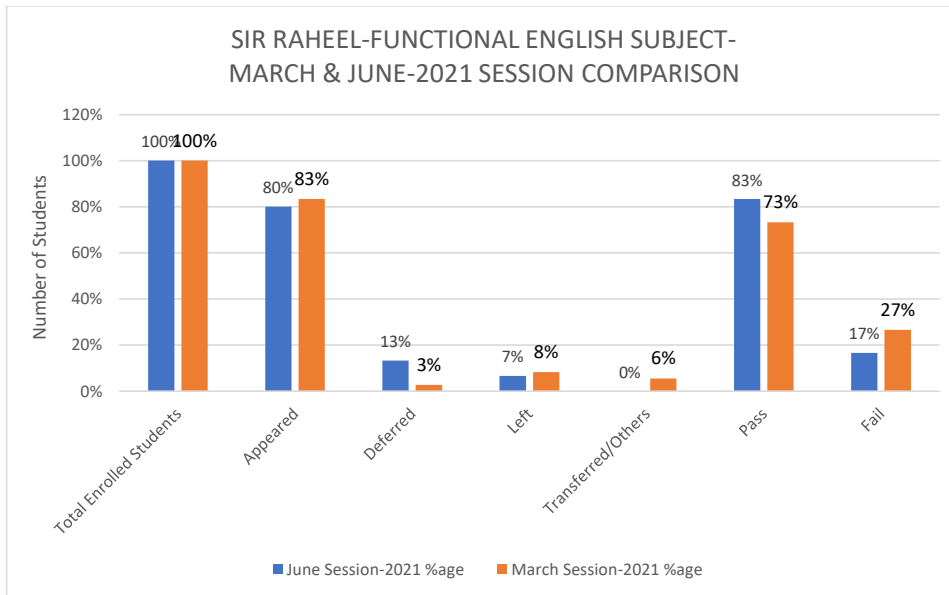
**5.1.4.2 FUNCTIONAL ENGLISH SUBJECT**

SIR RAHEEL-FUNCTIONAL ENGLISH SUBJECT-MARCH & JUNE-2021 SESSION COMPARISON				
Particulars	June Session 2021	June Session-2021 %age	March 2021 Session	March Session-2021 %age
Total Enrolled Students	15	100%	36	100%
Appeared	12	80%	30	83%
Deferred	2	13%	1	3%

F-8 Campus AFC Content Report -June-Session-2021



Left	1	7%	3	8%
Transferred/Others	0	0%	2	6%
Pass	10	83%	22	73%
Fail	2	17%	8	27%
Pass Percentage	83%	----	73%	----
ICAP Pass Percentage	70%	----	69%	----
Fail Percentage	17%	----	27%	----



### 5.1.5 TEACHER REMARKS

#### 5.1.5.1 GENERAL REMARKS

The session under review was quite challenging given the COVID-19 situation. **Batch 1** proved to be lucky as they covered some part of course in **face-to-face classes (STARTING**

**DATE OF THE BATCH 15 FEB, 2021)** Their **initial assessments** were in-  
**campus**. They showed quite pleasant figures in terms of participation in tests. Apart from a few non-serious students, who showed no difference in attitude despite all the counseling, the class performed well.

More than **half the course** for **batch 2** was taught **through online sessions**. The students were not acquainted with this type of learning. A few students refused to realize that attending online classes was the only way out of the chaotic situation. They showed little interest in attending sessions and failed the subject.

Batch 3 showed the most courageous attempt. The batch **started late** and after first few classes, they **had to shift to online learning**. Still, the batch performed really well in my subject.

#### 5.1.5.2 REMARKS ABOUT FAIL STUDENTS IN BC AND FE

Student Name	Batch	Subject	ICAP Obtained Marks	Class Attendance (No. of Presents)	Total Tests Allowed (Total No. of Tests)	Appeared (No. of Presents)	Absent (No. of Absents)	Pass (No. of Tests)	Fail (No. of Tests)	Mock	Class Attendance (%)	Tests Attendance (%)	Teacher's Comments
Ahmad Ali Khan	1	B C	22	25	9	7	2	5	2	Absent	50 %	78 %	The student failed to allocate preparation time to the subjects equitably.
Anab Jahangir	2	B C	23	22	8	5	3	3	2	Pass	44 %	63 %	She was expected to pass but, as per her comments, she got confused as to how easy the assessment was for her and kept changing her answers many times after she was done attempting them.
Arsalan Farooqi	2	F E	24	11	6	1	5	1	-	Absent	22 %	17 %	He could've passed if he had attended the classes.
Attallah Khan	2	B C	23	9	8	2	6	2	-	Absent	18 %	25 %	Extremely non-serious attitude in terms of attendance. Turned in to a ghost when we shifted to online classes during COVID-19.

Ibrahim Imran	1	B C	18	29	8	5	3	4	1	Absent	58 %	63 %	It was an unexpected failure. Even the student is not sure how that happened. The student was confident about his attempt.
Ibrahim Imran	1	F E	18	18	8	-	8	-	-	Absent	36 %	0 %	
Mahnoor Azmat	3	B C	22	22	8	5	3	4	1	Absent	44 %	63 %	The student had a panic attack in the exam.
MUDASER ALI KHAN	1	F E	23	25	11	5	6	1	4	Absent	50 %	45 %	
Muhammad Suleman	2	F E	22	26	6	5	1	4	1	Pass	52 %	83 %	A good student who suffered the consequences of carelessness. A part of FE syllabus(vocabulary) depends on memorization and demands commitment from the student. Salman took it for granted and failed the exam.
Muhammad Abdullah Khan	1	B C	R N F	16	9	3	6	1	2	Absent	16 %	33 %	
Usama Rashid Abbasi	3	B C	20	18	8	5	3	2	3	Absent	36 %	63 %	non-serious attitude regarding attendance in online classes caused the failure.

### 5.1.5.3 SUGGESTIONS FOR IMPROVEMENT

I have said it many times that our AFC teachers can easily guide the students towards distinction (Merit Certificate) in every attempt given the students are not pressurized to focus on a single subject more than the others. The hype for the hundred-marks-assessment-subject delineates the students' focus from the remaining three and it costs students an individual and SKANS a collective milestone.

Strong follow-up should be made of irregular students. All efforts must be made to ensure higher participation of students in **online Practice** and Tests. Students may be allowed to attempt Tests/Mocks from Campus.

## 5.2 SIR UMAIR HUSSAIN

### Permanent Faculty Member-CA

**Subjects: Business Communication & Functional English (AFC)**

**Major Achievement: Overall Excellent Result (100%-B3, 90%-B1)**

### 5.2.1 PROFILE

Mr. Umair Hussain was appointed as a Lecturer at SKANS School of Accountancy, F-8 Markaz, Head-Office, Islamabad on August, 2020. As, his specialty is English Linguistics and Literature, so, for March 2021 session, he was assigned FE (Batches # 09, 10, 11, 12, 13, 15 & 16) and BC (Batches # 09, 10, 11, 12 & 13). His result (March 2021 Session) of these courses for all mentioned batches was quite satisfactory which can be verified by evaluating the previously submitted compiled result.

In the next session of June, 2021, he was assigned the task of teaching AFC-1 (Functional English) to Batches#01 and 03. Again, his results are excellent for both batches in June 2021 session. Batch-1 result was achieved 90% (only two students failed) and Batch-3 result was achieved 100%.

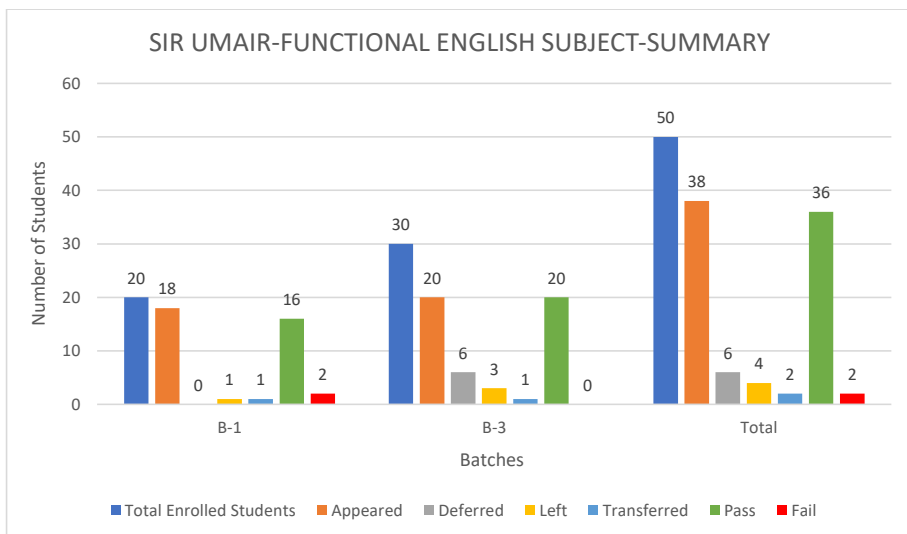
He completed all assigned courses in the June 2021 timely, even with the uncertain prevailing adversities of the pandemic of COVID-19. He accomplished majority of the assigned courses through “Virtual Classes” which weren’t proved very much productive for those apprentices who were irregular due to different reasons and that’s why my ‘two students’ of Batch#01 failed who also didn’t appear in the ‘Final Mock Evaluation’ of AFC-1 (Functional English).

### 5.2.2 FUNCTIONAL ENGLISH SUBJECT-SUMMARY

His batch wise performance is presented in below table and chart.

SIR UMAIR-FUNCTIONAL ENGLISH SUBJECT-SUMMARY				
Particulars	B-1	B-3	Total	%age
Total Enrolled Students	20	30	50	100%
Appeared	18	20	38	76%
Deferred	0	6	6	12%
Left	1	3	4	8%
Transferred	1	1	2	4%
Pass	16	20	36	95%
Fail	2	0	2	5%

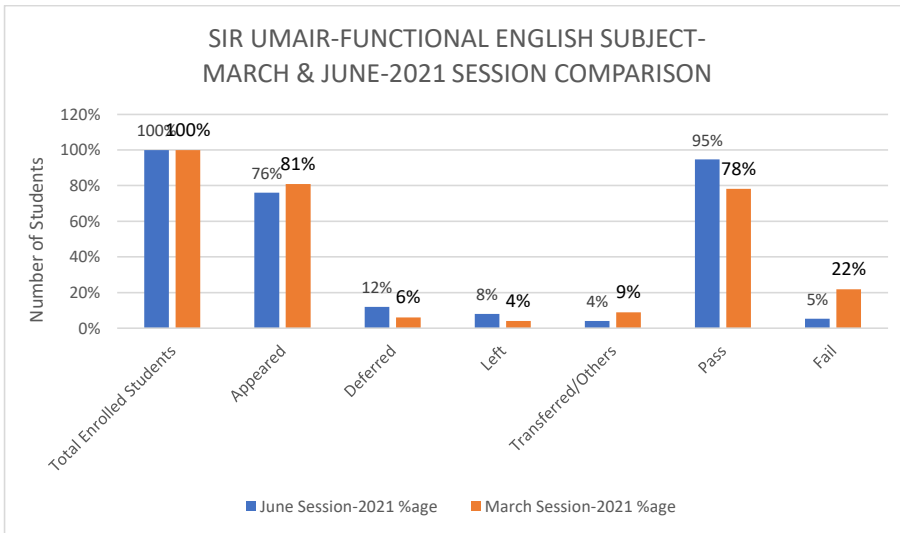
Pass Percentage	89%	100%	95%	----
ICAP Pass Percentage	82%	82%	82%	----
Fail Percentage	11%	0%	5%	----



### 5.2.3 COMPARISON WITH MARCH 2021 SESSION

SIR UMAIR-FUNCTIONAL ENGLISH SUBJECT- MARCH & JUNE-2021 SESSION COMPARISON				
Particulars	June Session-2021	June Session-2021 %age	March 2021 Session	March Session-2021 %age
Total Enrolled Students	50	100%	147	100%
Appeared	38	76%	119	81%
Deferred	6	12%	9	6%
Left	4	8%	6	4%
Transferred/Others	2	4%	13	9%
Pass	36	95%	93	78%
Fail	2	5%	26	22%
Pass Percentage	95%	----	78%	----
ICAP Pass Percentage	70%	----	69%	----

Fail Percentage	5%	---	22%	---
-----------------	----	-----	-----	-----



## 5.2.4 TEACHER REMARKS

### 5.2.4.1 GENERAL REMARKS

I completed my assigned course timely even with the uncertain prevailing adversities of the pandemic of COVID-19. I accomplished majority of my assigned course through “Virtual Classes” which weren’t proved very much productive for those apprentices who were irregular and that’s why my ‘two students’ of Batch#01 failed who also didn’t appear in the ‘Final Mock Evaluation’ of AFC-1 (Functional English).

I am pretty much optimistic that the concerned authorities of the organization will commence providing me a very constructive platform to enable me prove my potentialities with the same zeal and zest.



### 5.2.4.2 REMARKS ABOUT FAIL STUDENTS IN FE

Student Name	Batch	Subject	ICAP Obtained Marks	Class Attendance (No. of Presents)	Total Tests Allowed (Total No. of Tests)	Appeared (No. of Presents)	Absent (No. of Absents)	Pass (No. of Tests)	Fail (No. of Tests)	Mock	Class Attendance (%)	Tests Attendance (%)	Teacher's Comments
Arsalan Farooqi	2	FE	24	11	6	1	5	1	-	Absent	22%	17%	He could've passed if he had attended the classes.
Ibrahim Imran	1	FE	18	18	8	-	8	-	-	Absent	36%	0%	He had a strong potential but he failed due to his over-confidence and lack of attendance. He did not appear in the "Mock Assessment" as well.
MUDASER ALI KHAN	1	FE	23	25	11	5	6	1	4	Absent	50%	45%	He was consistently irregular and he did not bother the virtual classes. He did not avail the "Mock Evaluation" due to his careless and casual attitude.
Muhammad Suleman	2	FE	22	26	6	5	1	4	1	Pass	52%	83%	A good student who suffered the consequences of carelessness. A part of FE syllabus(vocabulary) depends on memorization and demands commitment from the student. Salman took it for granted and failed the exam.

**Commented [S72]:** Good working  
 Are total hours 78 (B#1) ? for this subject  
 ARE Total Hours 27 (B#2) ? For this subject  
 Are total hours 67 (B#3) ? for this subject

**Commented [S73]:** Good

**Commented [S74]:** Iteration of test missing ?

**Commented [S75]:** Lack of follow ups in testing

**Commented [S76]:** But as per record he is regular 25/30  
 Follow up problem in testing Fail

**Commented [S77]:** Attendance was good 26/31  
 Testing was not follow up failure

### 5.2.4.3 SUGGESTIONS FOR IMPROVEMENT

Strong follow-up should be made of irregular students. All efforts must be made to ensure higher participation of students in online Practice and Tests. Students may be allowed to attempt Tests/Mocks from Campus.

### 5.3 SIR HAMID ALI

**Permanent Faculty Member-CA**

**Subjects: IT**

**Major Achievement: Achieved higher pass percentage than average ICAP for all assigned batches in June 2021 session.**

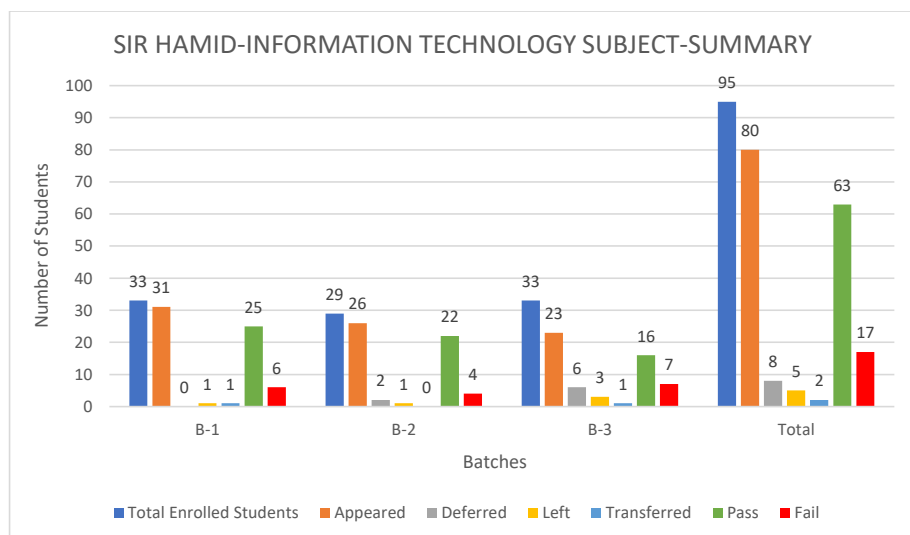
#### 5.3.1 PROFILE

Mr. Hamid has been teaching in SKANS Rawalpindi and Islamabad Campuses since June 2008. He started as a teacher at SKANS Rawalpindi campus for I.Com/B.Com related subjects and also taught different computer related short courses. Then, he was transferred in Islamabad in 2014 to provide his services in SKANS F-8 campus. In 2019, he was assigned IT subject by CA department of SKANS F-8 campus. In his first session with CA department, he achieved **Merit Certificate** in IT subject. He has always produced satisfactory results for all assigned batches and his achieved results are mostly above ICAP pass percentage. He is very committed and hardworking teacher. He taught all three batches of IT (Batch # 1, 2 & 3) of AFC June 2021 attempt.

His results are 81%, 85% and 70% for batch 1, 2 & 3 respectively. Details are presented below:

#### 5.3.2 INFORMATION TECHNOLOGY SUBJECT-SUMMARY:

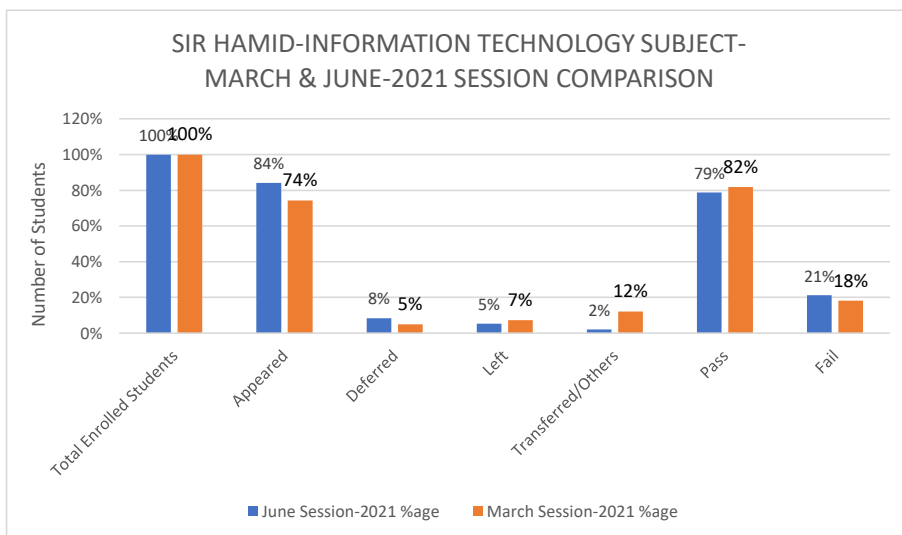
SIR HAMID-INFORMATION TECHNOLOGY SUBJECT-SUMMARY					
Particulars	B-1	B-2	B-3	Total	%age
Total Enrolled Students	33	29	33	95	100%
Appeared	31	26	23	80	84%
Deferred	0	2	6	8	8%
Left	1	1	3	5	5%
Transferred	1	0	1	2	2%
Pass	25	22	16	63	79%
Fail	6	4	7	17	21%
Pass Percentage- <b>CEO</b>	76%	76%	49%	67%	MISSING ROW
Pass Percentage- <b>SHUJA</b>	81%	85%	70%	79%	----
ICAP Pass Percentage	65%	65%	65%	65%	----
Fail Percentage	19%	15%	30%	21%	----



### 5.3.3 COMPARISON WITH MARCH 2021 SESSION

SIR HAMID-INFORMATION TECHNOLOGY SUBJECT-MARCH & JUNE-2021 SESSION COMPARISON				
Particulars	June Session-2021	June Session-2021 %age	March 2021 Session(How can compare High session with low session batch?)	March Session-2021 %age
Total Enrolled Students	95	100%	222	100%
Appeared	80	84%	165	74%
Deferred	8	8%	11	5%
Left	5	5%	16	7%
Transferred/Others	2	2%	27	12%
Pass	63	79%	135	82%
Fail	17	21%	30	18%
Pass Percentage	79%	----	82%	----

ICAP Pass Percentage	65%	----	75%	----
Fail Percentage	21%	----	18%	----



### 5.3.4 TEACHER REMARKS

#### 5.3.4.1 GENERAL REMARKS

During COVID phase, most of the students took classes through Mobiles because they did not have laptop/systems or could not arrange it. Therefore, students could not practice what we learned in class which is essential for IT subject. I advised them to arrange it time and again but most of the students were moved back to their villages where computers were not available. Internet issues at students end caused low participation in online testing. Low class attendance was another issue in June 2021 session.

### 5.3.4.2 RESULT REMARKS

Student Name	Batch	Subject	ICAP Obtained Marks	Class Attendance (No. of Presents)	Total Tests Allowed (Total No. of Tests)	Class Attendance (No. of Presents)	Appeared (No. of Presents)	Absent	Pass	Fail (No. of Tests)	Mock	Class Attendance (%)	Tests Attendance (%)	Teacher Comments
Abbas Khan s/o Ijaz Khan	1	IT	20	20	8	4	4	4	4	-	Absent	40%	50%	non-serious attitude regarding attendance in online classes caused the failure.
Asim Iqbal	1	IT	23	17	8	3	5	3	-	-	Absent	34%	38%	non-serious attitude regarding attendance in online classes caused the failure.
Ibrahim Imran	1	IT	24	20	8	5	3	4	1	1	Absent	40%	63%	non-serious attitude regarding attendance in online classes caused the failure.
MUDASER ALI KHAN	1	IT	24	21	8	7	1	6	1	1	Absent	42%	88%	It was an unexpected failure. Even the student is not sure how that happened. The student was confident about his attempt.
Wali Khan	1	IT	22	19	8	7	1	7	-	-	Absent	38%	88%	It was an unexpected failure. Even the student is not sure how that



																happened. The student was confident about his attempt.
Muhammad Umair Mushtaq	3	IT	23	4	6	2	4	1	1	Pass	8%	33%	Extremely non-serious attitude in terms of attendance. Turned in to a ghost when we shifted to online classes during COVID-19.			
Usama Rashid Abbasi	3	IT	19	8	6	5	1	4	1	Absent	16%	83%	Extremely non-serious attitude in terms of attendance. Turned in to a ghost when we shifted to online classes during COVID-19.			

### 5.3.4.3 SUGGESTIONS FOR IMPROVEMENTS

Strong follow-up of irregular students. All efforts must be made to ensure higher participation of students in online Practice and Tests. Most importantly, students may be allowed to attempt Tests/Mocks from Campus to ensure their participation in Tests.

## 5.4 MISS MARIA QURBAN

Permanent Faculty Member-CA

Subjects: QMS

Major Achievement: Achieved higher pass percentage than average ICAP for all assigned batches in June 2021 session.

**No account title exists in the data-base that's why we cannot put her result into the data-base .so recommended to the IT department (sir salman saeed ) and Exam department please do not close any teacher account till final compilation of ICAP result rather change his/her skans portal password.**

**Commented [S78]:** The result of two batches was put into the data-base after the submission of this report. (7-8-2021).

Whereas , Data of these two batches were put 10/8/2021.

Shuja is related party to this context.

Moreover, expected result was also put into data-base after the ICAP result.

### 5.4.1 PROFILE

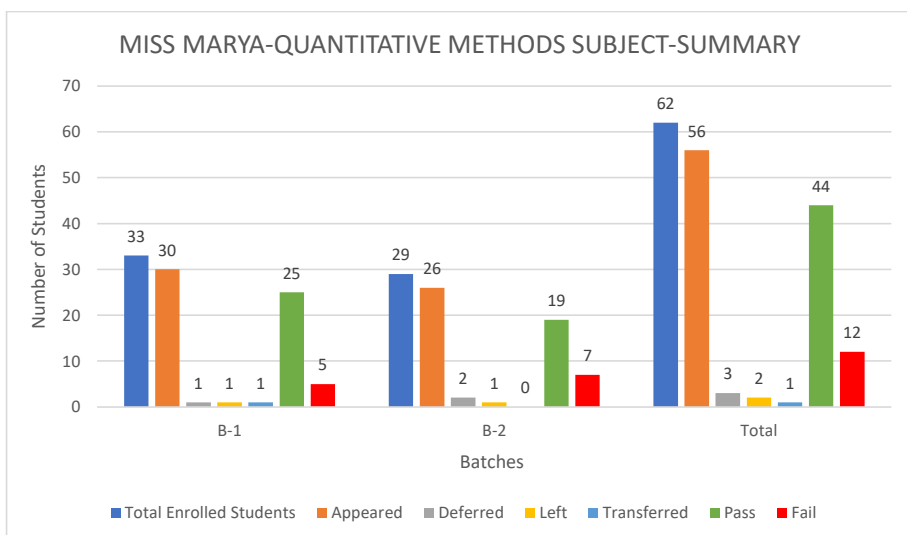
Maria Qurban has been teaching in SKANS since March 2020. She started off as a teacher for AFC QM (Quantitative Methods). She is talented and hardworking teacher. She also worked as researcher in QMS. She taught QMS to two batches for June 2021 session i.e., batch# 1 and batch 2. She left SKANS in May 2021 for personal reasons.

### 5.4.2 QMT SUBJECT-SUMMARY

MISS MARYA-QUANTITATIVE METHODS SUBJECT-SUMMARY				
Particulars	B-1	B-2	Total	%age
Total Enrolled Students	33	29	62	100%
Appeared	30	26	56	90%
Deferred	1	2	3	5%
Left	1	1	2	3%
Transferred	1	0	1	2%
Pass	25	19	44	79%
Fail	5	7	12	21%
Pass Percentage-CEO	76%	66%	71%	Missing Row
Pass Percentage-shuja	83%	73%	79%	----



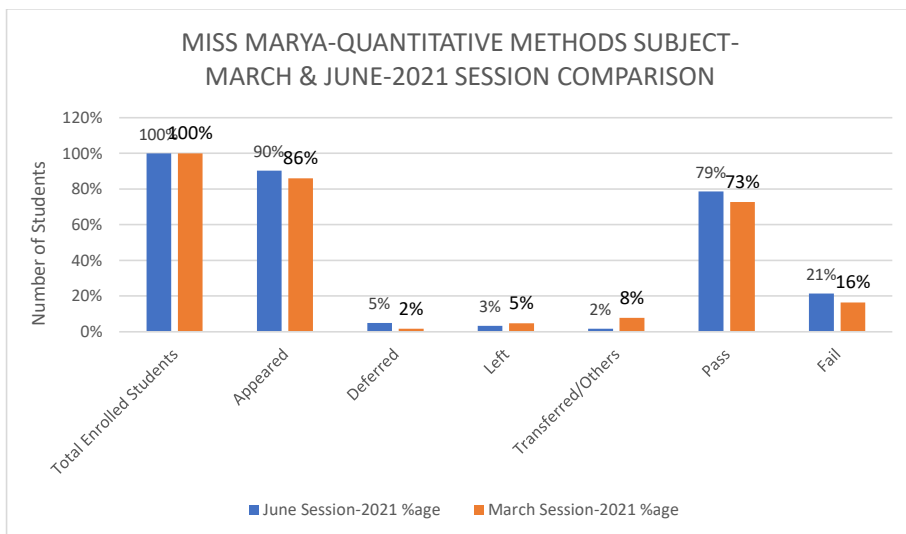
ICAP Pass Percentage	66%	66%	66%	----
Fail Percentage	17%	27%	21%	----



### 5.4.3 COMPARISON WITH MARCH 2021 SESSION

MISS MARYA-QUANTITATIVE METHODS SUBJECT-MARCH & JUNE-2021 SESSION COMPARISON				
Particulars	June Session-2021	June Session-2021 %age	March 2021 Session	March Session-2021 %age
Total Enrolled Students	62	100%	64	100%
Appeared	56	90%	55	86%
Deferred	3	5%	1	2%
Left	2	3%	3	5%
Transferred/Others	1	2%	5	8%
Pass	44	79%	40	73%
Fail	12	21%	9	16%
Pass Percentage	79%	----	73%	----

ICAP Pass Percentage	66%	---	71%	---
Fail Percentage	21%	---	16%	---



#### 5.4.4 TEACHER REMARKS

##### 5.4.4.1 RESULT REMARKS

Online learning was new for students. Issues in the internet connection at student end was a major hurdle in conducting online practice and tests of students. Low attendance issue due to same mentioned reason.

##### 5.4.4.2 INPUT FOR IMPROVEMENTS

Strong follow-up of irregular students. All efforts must be made to ensure higher participation of students in online Practice and Tests.

## 5.5 SIR RAEES KHAN



**Permanent Faculty Member-CA & AFC Supervisor**

**Subjects: QMT (AFC) & IEF (CAF)**

**Major Achievement: Achieved higher pass percentage than average ICAP for all assigned batches in June 2021 session.**

### 5.5.1 PROFILE

Raees Khan has been teaching in SKANS since May 2016. He started off as a teacher for AFC, CAF and ACCA (FIA). He is teaching QMT and IEF subjects at CA level and has taught FA1 at ACCA (FIA) till July 2018. Since the time he has been performing at good pace securing excellent results at CA AFC and CAF levels. His adaptability and determination, continuously, kept creating openings for him in this organization.

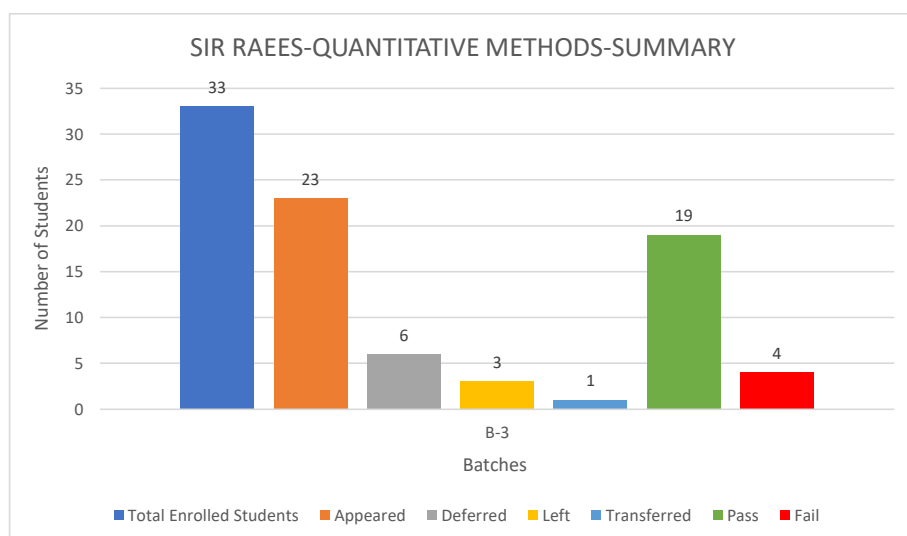
### 5.5.2 QMT SUBJECT-SUMMARY

For this session June 2021 AFC, he taught a total of (1 batches for QMT). He has taught QMT subject to a collective **33** number of students, batch 3, out of which **23** were appeared, **19** passed while **4** students in total were failed in the ICAP exam session JUNE 2021.

The details of the results have been provided in the following table/diagram.

<b>SIR RAEES-QUANTITATIVE METHODS-SUMMARY</b>		
<b>Particulars</b>	<b>B-3</b>	<b>%age</b>
Total Enrolled Students	33	100%
Appeared	23	70%
Deferred	6	18%
Left	3	9%
Transferred	1	3%

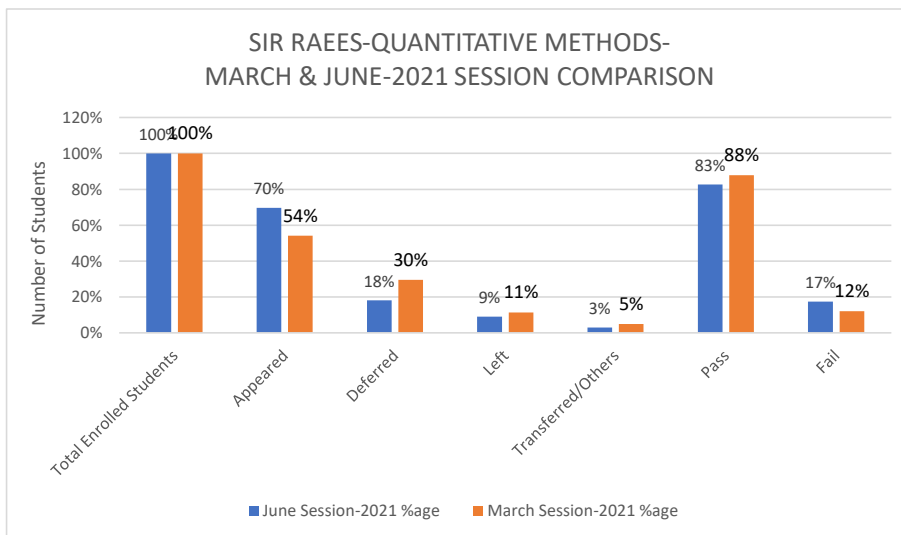
Pass	19	83%
Fail	4	17%
Pass Percentage-CEO	58%	Missing ROW
Pass Percentage-shuja	83%	----
ICAP Pass Percentage	70%	----
Fail Percentage	17%	----



### 5.5.3 COMPARISON WITH MARCH 2021 SESSION

Particulars	June Session-2021	June Session-2021 %age	March 2021 Session	March Session-2021 %age
Total Enrolled Students	33	100%	61	100%
Appeared	23	70%	33	54%
Deferred	6	18%	18	30%
Left	3	9%	7	11%
Transferred/Others	1	3%	3	5%

Pass	19	83%	29	88%
Fail	4	17%	4	12%
Pass Percentage	83%	----	88%	----
ICAP Pass Percentage	66%	----	71%	----
Fail Percentage	17%	----	12%	----



**5.5.4 TEACHER REMARKS**

**5.5.4.1 RESULT REMARKS**

Overall, he is satisfied with the result. He said considering the fact that all classes of batch 3 were online and students were new and feeling not very comfortable with online learning environment, it is a good result.

Low class attendance and lack of active participation in class were main issues.

**5.5.4.2 INPUT FOR IMPROVEMENTS**

Strong follow-up of irregular students. All efforts must be made to ensure higher participation of students in online Practice and Tests. Campus based Mocks may be allowed to conduct during COVID phase if same situations occurred in the coming session of AFC.





## 6. AFC JUNE 2021 SESSION RESULT AT GLANCE

June 2021 session result details and summary are available in the following Excel Workbook.



ICAP-AFC-JUNE  
SESSION RESULT SU

**System –Based ICAP result Missing**

Please provide in the system

Provided in the data-base dated 11-8-2021

**Commented [S79]:** Please provide System Based ICAP result AFC -June and Comments Again including the above mentioned changes wherever possible.

**Commented [S80]:**

## 7. FAIL STUDENTS' DETAILS

(ICAP OBTAINED MARKS, CLASS ATTENDANCE AND TESTS/MOCK ATTENDANCE+PERFORMANCE)

Student Name	Batch	Subject	ICAP Obtained Marks	Class Attendance (No. of Presents)	Total Tests Allowed (Total No. of Tests)	Appeared (No. of Presents)	Absent (No. of Absents)	Pass (No. of Tests)	Fail (No. of Tests)	Mock	Class Attendance (%)	Tests Attendance (%)
Abbas Khan	1	IT	20	20	8	4	4	4	-	Absent	40%	50%
Abbas Khan	1	QMS	48	67	13	8	5	8	-	Absent	67%	62%
Abbas Khan	3	IT	21	10	6	2	4	2	-	Absent	20%	33%
Adeena Pervaiz	2	QMS	22	44	11	7	4	7	-	Absent	88%	64%
Adeena Pervaiz	2	IT	18	12	12	7	5	6	1	Absent	24%	58%
Ahmad Ali Khan	1	QMS	46	67	13	7	6	7	-	Absent	67%	54%
Ahmad Ali Khan	1	BC	22	25	9	7	2	5	2	Absent	50%	78%
Ammala Ali	2	QMS	33	52	11	6	5	4	2	Absent	52%	55%
Anab Jahangir	2	BC	23	22	8	5	3	3	2	Pass	44%	63%
Arsalan Farooqi	2	QMS	40	18	11	1	10	1	-	Absent	18%	9%
Arsalan Farooqi	2	FE	24	11	6	1	5	1	-	Absent	22%	17%
Arsalan Farooqi	2	IT	23	3	12	1	11	1	-	Absent	6%	8%
Asim Ijaz	3	IT	22	11	6	3	3	3	-	Pass	22%	50%
Asim Iqbal	1	IT	23	17	8	3	5	3	-	Absent	34%	38%
Attallah Khan	2	QMS	44	51	11	5	6	5	-	Absent	51%	45%
Attallah Khan	2	BC	23	9	8	2	6	2	-	Absent	18%	25%
Hafsa Hamid Butt	3	QMS	42	70	10	6	4	5	1	Fail	70%	60%
Hafsa Hamid Butt	3	IT	23	21	6	5	1	5	-	Absent	42%	83%
Hassan Ali Khan	2	QMS	47	44	11	3	8	3	-	Absent	44%	27%
Ibrahim Imran	1	QMS	34	73	13	8	5	8	-	Absent	73%	62%
Ibrahim Imran	1	BC	18	29	8	5	3	4	1	Absent	58%	63%
Ibrahim Imran	1	FE	18	18	8	-	8	-	-	Absent	36%	0%
Ibrahim Imran	1	IT	24	20	8	5	3	4	1	Absent	40%	63%
Jahanzaib Riasat	2	QMS	47	56	11	7	4	7	-	Fail	56%	64%
Jawad Khan	1	QMS	42	69	13	6	7	5	1	Absent	69%	46%
Mahnoor Azmat	3	QMS	44	68	10	5	5	3	2	Fail	68%	50%



F-8 Campus AFC Content Report -June-Session-2021



Mahnoor Azmat	3	BC	22	22	8	5	3	4	1	Absent	44%	63%
MUDASER ALI KHAN	1	FE	23	25	11	5	6	1	4	Absent	50%	45%
MUDASER ALI KHAN	1	IT	24	21	8	7	1	6	1	Absent	42%	88%
MUFASSER MEHTAB	1	QMS	46	67	13	4	9	4	-	Absent	67%	31%
Muhammad Haroon Khan	3	IT	21	18	6	3	3	3	-	Pass	36%	50%
Muhammad Luqman Butt	2	QMS		6	11	-	11	-	-	Absent	12%	0%
Muhammad Luqman Butt	2	IT		3	12	0	12	-	-	Absent	6%	0%
Muhammad Shayan Malik	3	IT	23	12	6	3	3	1	2	Absent	24%	50%
Muhammad Suleman	2	FE	22	26	6	5	1	4	1	Pass	52%	83%
Muhammad Umair Mushtaq	3	QMS	33	53	10	3	7	2	1	Fail	53%	30%
Muhammad Umair Mushtaq	3	IT	23	4	6	2	4	1	1	Pass	8%	33%
Muhammad Abdullah Khan	1	BC	RNF	16	9	3	6	1	2	Absent	16%	33%
Syed Mohsin Ali	2	IT	20	6	12	4	8	2	2	Absent	12%	33%
Usama Rashid Abbasi	3	QMS	29	38	10	5	5	4	1	Fail	38%	50%
Usama Rashid Abbasi	3	BC	20	18	8	5	3	2	3	Absent	36%	63%
Usama Rashid Abbasi	3	IT	19	8	6	5	1	4	1	Absent	16%	83%
Wali Khan	1	IT	22	19	8	7	1	7	-	Absent	38%	88%

**8. INTERNAL TESTS STATISTICS** (report source missing)

**Commented [S81]:** Categories wise as given in the last CAF march -2021 ICAP result Report.  
 Also give check list of compliance  
 Also put the ref of data-base tables

Student Name	Subject	Batch	Absent	Appeared
Abbas Khan	BC	1	30.00%	70.00%
Abbas Khan	BC	3	66.67%	33.33%
Abbas Khan	IT	1	42.86%	57.14%
Abbas Khan	IT	3	63.64%	36.36%
Abbas Khan	QMS	1	42.86%	57.14%
Abbas Khan	QMS	3	84.62%	15.38%
Abdul Moiz	BC	3	0.00%	100.00%
Abdul Moiz	IT	3	9.09%	90.91%
Abdul Moiz	QMS	3	7.69%	92.31%
ABDUL RAFAY WAQAR	BC	1	0.00%	100.00%
ABDUL RAFAY WAQAR	IT	1	42.86%	57.14%
ABDUL RAFAY WAQAR	QMS	1	35.71%	64.29%
Adeena Pervaiz	BC	2	60.00%	40.00%
Adeena Pervaiz	FE	2	42.86%	57.14%
Adeena Pervaiz	IT	2	50.00%	50.00%
Adeena Pervaiz	QMS	2	41.67%	58.33%
Ahmad Ali Khan	BC	1	20.00%	80.00%
Ahmad Ali Khan	FE	1	61.54%	38.46%
Ahmad Ali Khan	IT	1	64.29%	35.71%
Ahmad Ali Khan	QMS	1	50.00%	50.00%
Ahsan Rahim	BC	3	33.33%	66.67%
Ahsan Rahim	FE	3	50.00%	50.00%
Ahsan Rahim	IT	3	54.55%	45.45%
Ahsan Rahim	QMS	3	61.54%	38.46%
Aiman Iftekhhar	BC	2	40.00%	60.00%

F-8 Campus AFC Content Report -June-Session-2021



Aiman Iftekhar	IT	2	38.89%	61.11%
Aiman Iftekhar	QMS	2	16.67%	83.33%
AMINA MUHAMMAD ILYAS	BC	1	0.00%	100.00%
AMINA MUHAMMAD ILYAS	IT	1	21.43%	78.57%
AMINA MUHAMMAD ILYAS	QMS	1	21.43%	78.57%
Ammala Ali	BC	2	60.00%	40.00%
Ammala Ali	FE	2	57.14%	42.86%
Ammala Ali	IT	2	77.78%	22.22%
Ammala Ali	QMS	2	50.00%	50.00%
Anab Jahangir	BC	2	40.00%	60.00%
Anab Jahangir	IT	2	50.00%	50.00%
Anab Jahangir	QMS	2	58.33%	41.67%
Aqsa Awan	BC	2	40.00%	60.00%
Aqsa Awan	IT	2	33.33%	66.67%
Aqsa Awan	QMS	2	25.00%	75.00%
Areej Zill I Ehsan	BC	2	50.00%	50.00%
Areej Zill I Ehsan	IT	2	55.56%	44.44%
Areej Zill I Ehsan	QMS	2	41.67%	58.33%
Arsalan Farooqi	BC	2	90.00%	10.00%
Arsalan Farooqi	FE	2	71.43%	28.57%
Arsalan Farooqi	IT	2	83.33%	16.67%
Arsalan Farooqi	QMS	2	91.67%	8.33%
Arsalan Habib Roghani	BC	3	16.67%	83.33%
Arsalan Habib Roghani	FE	3	50.00%	50.00%
Arsalan Habib Roghani	IT	3	9.09%	90.91%
Arsalan Habib Roghani	QMS	3	7.69%	92.31%

F-8 Campus AFC Content Report -June-Session-2021



Asim Ijaz	BC	3	16.67%	83.33%
Asim Ijaz	IT	3	18.18%	81.82%
Asim Ijaz	QMS	3	15.38%	84.62%
Asim Iqbal	BC	1	30.00%	70.00%
Asim Iqbal	FE	1	61.54%	38.46%
Asim Iqbal	IT	1	64.29%	35.71%
Asim Iqbal	QMS	1	50.00%	50.00%
Attaullah Khan	BC	2	70.00%	30.00%
Attaullah Khan	IT	2	77.78%	22.22%
Attaullah Khan	QMS	2	58.33%	41.67%
Baruch Shahid	BC	3	0.00%	100.00%
Baruch Shahid	IT	3	0.00%	100.00%
Bilal Habib	BC	1	40.00%	60.00%
Bilal Habib	FE	1	46.15%	53.85%
Bilal Habib	IT	1	50.00%	50.00%
Bilal Habib	QMS	1	57.14%	42.86%
Ch Muhammad Farrakh Dewan	BC	2	70.00%	30.00%
Ch Muhammad Farrakh Dewan	FE	2	57.14%	42.86%
Ch Muhammad Farrakh Dewan	IT	2	77.78%	22.22%
Ch Muhammad Farrakh Dewan	QMS	2	58.33%	41.67%
Ehtisham Ali	BC	3	83.33%	16.67%
Ehtisham Ali	IT	3	81.82%	18.18%
Ehtisham Ali	QMS	3	69.23%	30.77%
FAHAD	BC	3	0.00%	100.00%
FAHAD	FE	3	21.43%	78.57%
FAHAD	IT	3	36.36%	63.64%

F-8 Campus AFC Content Report -June-Session-2021



<b>FAHAD</b>	<b>QMS</b>	<b>3</b>	<b>15.38%</b>	<b>84.62%</b>
<b>Fairoz khan</b>	<b>BC</b>	<b>1</b>	<b>100.00%</b>	<b>0.00%</b>
<b>Fairoz khan</b>	<b>FE</b>	<b>1</b>	<b>100.00%</b>	<b>0.00%</b>
<b>Fairoz khan</b>	<b>IT</b>	<b>1</b>	<b>100.00%</b>	<b>0.00%</b>
<b>Fairoz khan</b>	<b>QMS</b>	<b>1</b>	<b>100.00%</b>	<b>0.00%</b>
<b>Faisal jannat</b>	<b>BC</b>	<b>2</b>	<b>60.00%</b>	<b>40.00%</b>
<b>Faisal jannat</b>	<b>FE</b>	<b>2</b>	<b>28.57%</b>	<b>71.43%</b>
<b>Faisal jannat</b>	<b>IT</b>	<b>2</b>	<b>50.00%</b>	<b>50.00%</b>
<b>Faisal jannat</b>	<b>QMS</b>	<b>2</b>	<b>41.67%</b>	<b>58.33%</b>
<b>Fatima Fareed</b>	<b>BC</b>	<b>2</b>	<b>20.00%</b>	<b>80.00%</b>
<b>Fatima Fareed</b>	<b>IT</b>	<b>2</b>	<b>44.44%</b>	<b>55.56%</b>
<b>Fatima Fareed</b>	<b>QMS</b>	<b>2</b>	<b>25.00%</b>	<b>75.00%</b>
<b>Fazeel Haider</b>	<b>BC</b>	<b>3</b>	<b>50.00%</b>	<b>50.00%</b>
<b>Hafsa Hamid Butt</b>	<b>BC</b>	<b>3</b>	<b>16.67%</b>	<b>83.33%</b>
<b>Hafsa Hamid Butt</b>	<b>FE</b>	<b>3</b>	<b>57.14%</b>	<b>42.86%</b>
<b>Hafsa Hamid Butt</b>	<b>IT</b>	<b>3</b>	<b>36.36%</b>	<b>63.64%</b>
<b>Hafsa Hamid Butt</b>	<b>QMS</b>	<b>3</b>	<b>46.15%</b>	<b>53.85%</b>
<b>Haider Taj</b>	<b>FE</b>	<b>3</b>	<b>50.00%</b>	<b>50.00%</b>
<b>Haider Taj</b>	<b>IT</b>	<b>3</b>	<b>45.45%</b>	<b>54.55%</b>
<b>Haris JAVED</b>	<b>BC</b>	<b>2</b>	<b>70.00%</b>	<b>30.00%</b>
<b>Haris JAVED</b>	<b>FE</b>	<b>2</b>	<b>28.57%</b>	<b>71.43%</b>
<b>Haris JAVED</b>	<b>IT</b>	<b>2</b>	<b>50.00%</b>	<b>50.00%</b>
<b>Haris JAVED</b>	<b>QMS</b>	<b>2</b>	<b>50.00%</b>	<b>50.00%</b>
<b>HARIS ZUBAIR</b>	<b>BC</b>	<b>1</b>	<b>60.00%</b>	<b>40.00%</b>
<b>HARIS ZUBAIR</b>	<b>FE</b>	<b>1</b>	<b>84.62%</b>	<b>15.38%</b>
<b>HARIS ZUBAIR</b>	<b>IT</b>	<b>1</b>	<b>50.00%</b>	<b>50.00%</b>

F-8 Campus AFC Content Report -June-Session-2021



HARIS ZUBAIR	QMS	1	50.00%	50.00%
Haseeb Hassan Bilal	BC	3	66.67%	33.33%
Haseeb Hassan Bilal	IT	3	27.27%	72.73%
Haseeb Hassan Bilal	QMS	3	61.54%	38.46%
Hassan Ali	BC	3	66.67%	33.33%
Hassan Ali	IT	3	45.45%	54.55%
Hassan Ali	QMS	3	53.85%	46.15%
Hassan Ali Khan	BC	2	80.00%	20.00%
Hassan Ali Khan	FE	2	57.14%	42.86%
Hassan Ali Khan	QMS	2	75.00%	25.00%
HIFZA AMIR	BC	2	90.00%	10.00%
HIFZA AMIR	FE	2	28.57%	71.43%
HUZAIFA TALIB	BC	1	30.00%	70.00%
HUZAIFA TALIB	FE	1	53.85%	46.15%
HUZAIFA TALIB	IT	1	42.86%	57.14%
HUZAIFA TALIB	QMS	1	50.00%	50.00%
Ibrahim Imran	BC	1	30.00%	70.00%
Ibrahim Imran	FE	1	76.92%	23.08%
Ibrahim Imran	IT	1	50.00%	50.00%
Ibrahim Imran	QMS	1	42.86%	57.14%
Iqra Liaqat	BC	1	0.00%	100.00%
Iqra Liaqat	IT	1	14.29%	85.71%
Iqra Liaqat	QMS	1	21.43%	78.57%
Iqra Rasheed	BC	3	16.67%	83.33%
Iqra Rasheed	IT	3	45.45%	54.55%
Iqra Rasheed	QMS	3	15.38%	84.62%

F-8 Campus AFC Content Report -June-Session-2021



Jahanzaib Riasat	BC	2	30.00%	70.00%
Jahanzaib Riasat	FE	2	42.86%	57.14%
Jahanzaib Riasat	IT	2	38.89%	61.11%
Jahanzaib Riasat	QMS	2	41.67%	58.33%
Jawad Khan	BC	1	50.00%	50.00%
Jawad Khan	FE	1	76.92%	23.08%
Jawad Khan	IT	1	64.29%	35.71%
Jawad Khan	QMS	1	57.14%	42.86%
Mahnoor Azmat	BC	3	16.67%	83.33%
Mahnoor Azmat	FE	3	57.14%	42.86%
Mahnoor Azmat	IT	3	54.55%	45.45%
Mahnoor Azmat	QMS	3	46.15%	53.85%
MALIK FAISAL KAMRAN	BC	2	50.00%	50.00%
MALIK FAISAL KAMRAN	FE	2	14.29%	85.71%
MALIK FAISAL KAMRAN	IT	2	55.56%	44.44%
MALIK FAISAL KAMRAN	QMS	2	33.33%	66.67%
MALIK FAISAL KAMRAN	BC	1	0.00%	100.00%
MALIK FAISAL KAMRAN	FE	1	84.62%	15.38%
MALIK FAISAL KAMRAN	IT	1	35.71%	64.29%
MALIK FAISAL KAMRAN	QMS	1	35.71%	64.29%
MALIK FAISAL KAMRAN	BC	2	90.00%	10.00%
MALIK FAISAL KAMRAN	FE	2	100.00%	0.00%
MALIK FAISAL KAMRAN	IT	2	94.44%	5.56%
MALIK FAISAL KAMRAN	QMS	2	100.00%	0.00%
Maryum Irshad	BC	1	20.00%	80.00%
Maryum Irshad	IT	1	40.00%	60.00%

F-8 Campus AFC Content Report -June-Session-2021



Maryum Irshad	QMS	1	38.46%	61.54%
Mehwish Zafar	BC	1	0.00%	100.00%
Mehwish Zafar	IT	1	21.43%	78.57%
Mehwish Zafar	QMS	1	35.71%	64.29%
Minahil aftab	BC	3	16.67%	83.33%
Minahil aftab	FE	3	14.29%	85.71%
Minahil aftab	IT	3	9.09%	90.91%
Minahil aftab	QMS	3	30.77%	69.23%
Mohtsim Masood	BC	1	0.00%	100.00%
Mohtsim Masood	IT	1	28.57%	71.43%
Mohtsim Masood	QMS	1	35.71%	64.29%
MUDASER ALI KHAN	BC	1	0.00%	100.00%
MUDASER ALI KHAN	FE	1	46.15%	53.85%
MUDASER ALI KHAN	IT	1	28.57%	71.43%
MUDASER ALI KHAN	QMS	1	21.43%	78.57%
MUFASSER MEHTAB	BC	1	50.00%	50.00%
MUFASSER MEHTAB	IT	1	71.43%	28.57%
MUFASSER MEHTAB	QMS	1	71.43%	28.57%
Muhammad Abdullah	QMS	1	57.14%	42.86%
Muhammad Abdullah Khan	BC	1	70.00%	30.00%
Muhammad Abdullah Khan	FE	1	76.92%	23.08%
Muhammad Abdullah Khan	IT	1	78.57%	21.43%
Muhammad Abdullah Khan	QMS	1	92.86%	7.14%
Muhammad Aizaz	BC	1	10.00%	90.00%
Muhammad Aizaz	FE	1	46.15%	53.85%
Muhammad Aizaz	IT	1	50.00%	50.00%



F-8 Campus AFC Content Report -June-Session-2021



Muhammad Aizaz	QMS	1	35.71%	64.29%
Muhammad Ali Zaheer	BC	3	0.00%	100.00%
Muhammad Ali Zaheer	IT	3	18.18%	81.82%
Muhammad Ali Zaheer	QMS	3	23.08%	76.92%
MUHAMMAD AQIB KHAN	BC	1	0.00%	100.00%
MUHAMMAD AQIB KHAN	FE	1	46.15%	53.85%
MUHAMMAD AQIB KHAN	IT	1	28.57%	71.43%
MUHAMMAD AQIB KHAN	QMS	1	21.43%	78.57%
Muhammad Awais Anwar	BC	3	100.00%	0.00%
Muhammad Awais Anwar	IT	3	100.00%	0.00%
Muhammad Awais Anwar	QMS	3	100.00%	0.00%
MUHAMMAD HAMZA	BC	3	66.67%	33.33%
MUHAMMAD HAMZA	IT	3	72.73%	27.27%
MUHAMMAD HAMZA	QMS	3	69.23%	30.77%
Muhammad Haroon Khan	BC	3	16.67%	83.33%
Muhammad Haroon Khan	FE	3	42.86%	57.14%
Muhammad Haroon Khan	IT	3	40.00%	60.00%
Muhammad Haroon Khan	QMS	3	25.00%	75.00%
Muhammad Luqman Butt	BC	2	80.00%	20.00%
Muhammad Luqman Butt	FE	2	85.71%	14.29%
Muhammad Luqman Butt	IT	2	94.44%	5.56%
Muhammad Luqman Butt	QMS	2	100.00%	0.00%
Muhammad Mohsin Javed	BC	1	30.00%	70.00%
Muhammad Mohsin Javed	IT	1	28.57%	71.43%
Muhammad Mohsin Javed	QMS	1	50.00%	50.00%
Muhammad Moiz Afzal	BC	2	90.00%	10.00%

F-8 Campus AFC Content Report -June-Session-2021



Muhammad Moiz Afzal	FE	2	85.71%	14.29%
Muhammad Moiz Afzal	IT	2	88.89%	11.11%
Muhammad Moiz Afzal	QMS	2	100.00%	0.00%
Muhammad Rayyan Khan	BC	3	0.00%	100.00%
Muhammad Rayyan Khan	FE	3	14.29%	85.71%
Muhammad Rayyan Khan	IT	3	0.00%	100.00%
Muhammad Rayyan Khan	QMS	3	15.38%	84.62%
MUHAMMAD SHAHMEER	BC	3	33.33%	66.67%
MUHAMMAD SHAHMEER	FE	3	21.43%	78.57%
MUHAMMAD SHAHMEER	IT	3	45.45%	54.55%
MUHAMMAD SHAHMEER	QMS	3	53.85%	46.15%
Muhammad Shayan Malik	BC	3	16.67%	83.33%
Muhammad Shayan Malik	FE	3	42.86%	57.14%
Muhammad Shayan Malik	IT	3	54.55%	45.45%
Muhammad Shayan Malik	QMS	3	30.77%	69.23%
Muhammad Suleman	BC	2	40.00%	60.00%
Muhammad Suleman	FE	2	14.29%	85.71%
Muhammad Suleman	IT	2	44.44%	55.56%
Muhammad Suleman	QMS	2	25.00%	75.00%
Muhammad Umair Mushtaq	BC	3	50.00%	50.00%
Muhammad Umair Mushtaq	IT	3	45.45%	54.55%
Muhammad Umair Mushtaq	QMS	3	61.54%	38.46%
Muhammad Usman Khan	BC	3	100.00%	0.00%
Muhammad Usman Khan	FE	3	100.00%	0.00%
Muhammad Usman Khan	IT	3	100.00%	0.00%
Muhammad Usman Khan	QMS	3	100.00%	0.00%

F-8 Campus AFC Content Report -June-Session-2021



Muhammad Waleed Aman	BC	2	50.00%	50.00%
Muhammad Waleed Aman	IT	2	50.00%	50.00%
Muhammad Waleed Aman	QMS	2	25.00%	75.00%
Muhammad Yasir Shaheer	BC	1	10.00%	90.00%
Muhammad Yasir Shaheer	FE	1	38.46%	61.54%
Muhammad Yasir Shaheer	IT	1	21.43%	78.57%
Muhammad Yasir Shaheer	QMS	1	21.43%	78.57%
Muhammad Zaki Hussain	BC	2	70.00%	30.00%
Muhammad Zaki Hussain	IT	2	94.44%	5.56%
Muhammad Zaki Hussain	QMS	2	75.00%	25.00%
Muqaddas Mansoor	BC	3	16.67%	83.33%
Muqaddas Mansoor	IT	3	0.00%	100.00%
Muqaddas Mansoor	QMS	3	15.38%	84.62%
Nadar Shah	BC	1	20.00%	80.00%
Nadar Shah	FE	1	38.46%	61.54%
Nadar Shah	IT	1	42.86%	57.14%
Nadar Shah	QMS	1	35.71%	64.29%
Nimra Sharif	BC	2	20.00%	80.00%
Nimra Sharif	FE	2	14.29%	85.71%
Nimra Sharif	IT	2	38.89%	61.11%
Nimra Sharif	QMS	2	25.00%	75.00%
Numan Ali Shah	BC	3	0.00%	100.00%
Numan Ali Shah	FE	3	28.57%	71.43%
Numan Ali Shah	IT	3	45.45%	54.55%
Numan Ali Shah	QMS	3	30.77%	69.23%
Rafiah Zafar	BC	3	0.00%	100.00%

F-8 Campus AFC Content Report -June-Session-2021



Rafiah Zafar	FE	3	28.57%	71.43%
Rafiah Zafar	IT	3	36.36%	63.64%
Rafiah Zafar	QMS	3	15.38%	84.62%
Raja Sameer Ahmed	BC	1	20.00%	80.00%
Raja Sameer Ahmed	IT	1	42.86%	57.14%
Raja Sameer Ahmed	QMS	1	42.86%	57.14%
Sadaf Mehmood	BC	1	40.00%	60.00%
Sadaf Mehmood	IT	1	57.14%	42.86%
Sadaf Mehmood	QMS	1	64.29%	35.71%
Saher Shafiq	BC	3	0.00%	100.00%
Saher Shafiq	FE	3	28.57%	71.43%
Saher Shafiq	IT	3	9.09%	90.91%
Saher Shafiq	QMS	3	0.00%	100.00%
Saima Bibi	BC	1	0.00%	100.00%
Saima Bibi	IT	1	14.29%	85.71%
Saima Bibi	QMS	1	21.43%	78.57%
sajid khaliq	BC	3	50.00%	50.00%
sajid khaliq	FE	3	14.29%	85.71%
sajid khaliq	IT	3	45.45%	54.55%
sajid khaliq	QMS	3	53.85%	46.15%
Sami Ullah Khan	BC	1	10.00%	90.00%
Sami Ullah Khan	FE	1	46.15%	53.85%
Sami Ullah Khan	IT	1	42.86%	57.14%
Sami Ullah Khan	QMS	1	35.71%	64.29%
Samreen Fatima	BC	3	16.67%	83.33%
Samreen Fatima	IT	3	18.18%	81.82%

F-8 Campus AFC Content Report -June-Session-2021



Samreen Fatima	QMS	3	0.00%	100.00%
Sarim Khan Noori	BC	2	60.00%	40.00%
Sarim Khan Noori	IT	2	55.56%	44.44%
Sarim Khan Noori	QMS	2	25.00%	75.00%
Seemab Zafar	BC	2	40.00%	60.00%
Seemab Zafar	IT	2	55.56%	44.44%
Seemab Zafar	QMS	2	41.67%	58.33%
SHANZA IJAZ	BC	2	50.00%	50.00%
SHANZA IJAZ	IT	2	50.00%	50.00%
SHANZA IJAZ	QMS	2	33.33%	66.67%
Sundus Shouket Kashmiri	BC	2	50.00%	50.00%
Sundus Shouket Kashmiri	IT	2	72.22%	27.78%
Sundus Shouket Kashmiri	QMS	2	50.00%	50.00%
Syed Mohsin Ali	BC	2	50.00%	50.00%
Syed Mohsin Ali	IT	2	66.67%	33.33%
Syed Mohsin Ali	QMS	2	58.33%	41.67%
Syed Muhammad Ammar	BC	2	40.00%	60.00%
Syed Muhammad Ammar	IT	2	38.89%	61.11%
Syed Muhammad Ammar	QMS	2	33.33%	66.67%
Syed Umer Murtaza	QMS	3	100.00%	0.00%
TASMINA ZAFAR	BC	3	50.00%	50.00%
TASMINA ZAFAR	IT	3	54.55%	45.45%
TASMINA ZAFAR	QMS	3	53.85%	46.15%
USAMA ABID	BC	1	30.00%	70.00%
USAMA ABID	FE	2	28.57%	71.43%
USAMA ABID	IT	1	50.00%	50.00%

F-8 Campus AFC Content Report -June-Session-2021



USAMA ABID	QMS	1	28.57%	71.43%
Usama Rashid Abbasi	BC	3	16.67%	83.33%
Usama Rashid Abbasi	FE	3	42.86%	57.14%
Usama Rashid Abbasi	IT	3	36.36%	63.64%
Usama Rashid Abbasi	QMS	3	46.15%	53.85%
USMAN ARIF	BC	1	30.00%	70.00%
USMAN ARIF	FE	1	53.85%	46.15%
USMAN ARIF	IT	1	50.00%	50.00%
USMAN ARIF	QMS	1	50.00%	50.00%
Wali Khan	BC	1	10.00%	90.00%
Wali Khan	FE	1	61.54%	38.46%
Wali Khan	IT	1	28.57%	71.43%
Wali Khan	QMS	1	35.71%	64.29%
Waqas saud	BC	3	50.00%	50.00%
Waqas saud	IT	3	63.64%	36.36%
Waqas saud	QMS	3	61.54%	38.46%
Zaid Khan	BC	3	100.00%	0.00%
Zaid Khan	FE	3	85.71%	14.29%
Zaid Khan	IT	3	100.00%	0.00%
Zaid Khan	QMS	3	100.00%	0.00%
Zarish Bano	BC	2	50.00%	50.00%
Zarish Bano	IT	2	55.56%	44.44%
Zarish Bano	QMS	2	33.33%	66.67%
Zoha Kanwal	BC	1	0.00%	100.00%
Zoha Kanwal	IT	1	28.57%	71.43%
Zoha Kanwal	QMS	1	35.71%	64.29%





Shuja Remarks:

- 1) Overall Good Presentation of Report
- 2) Good Team work
- 3) 100% Independent work of F-8 Team
- 4) One Approach
- 5) Satisfactory result as per this manual excel sheet compilation 71% CEO point of view and 86% as reported from Shuja point of view.
- 6) Conversion status for all type of categories.

**Needs to Improve:**

- 1) Statement of Compliance from Accounts departments on the total students and total papers and dues.
- 2) Statement of compliance from IT-Data base admin on the reliability of the STEPS in data-base adjustments as per policies/sops/directives.
- 3) Ref should be given for each report (Data-base or Manual working)
- 4) It must be system based ICAP result report.
- 5) Expected result must be accounted for as per policy/sops.
- 6) Separate list should be provided:
  - a) Drop/freeze students
  - b) Drop students during the session
  - c) Left students during the session etc.
- 7) Increase the relevancy of information in absolute terms.
- 8) Conduct Technical analysis before submission of the content report
- 9) Difference of variables exist as per this content report and system-based ICAP result report.
- 10) Improve the Transparency

Recommendation:

Please Re-write the whole report on system based information and on the style of CAF march-2021 Content report (End Disclosures Variable category wise)

Add any other point





## Shuja Remarks on ICAP F-8 AFC Result –June-Session 2021:

My findings concerning review of the AFC result F 8 Campus are detailed as under:

### **Good Points about the Report So far:**

- 7) Overall Good Presentation of Report.
- 8) Good Team work.
- 9) 100% Independent work of F-8 Team.
- 10) **“Satisfactory result”** as reported by the Management F-8. **(86% on Net result basis) (Pass/Pass+ Fail)**
- 11) **“Unstructured” “AFC Conversion Status”** for all type of categories in the excel file as given. **(Better to provide each category wise as referred in CAF-F8 March 2021 ICAP content “Report-Teacher wise result report Section”)**



**Needs to Improve/recommendations:**

- 1) CEO point of view was missing as defined in the policy (Pass/Total) while computing the % in all tables.
- 2) Reconcile the papers (350 papers) as reported by the management in the “**Manual Excel Working**” (Ref: page # 59 of the report **AFC JUNE 2021 SESSION RESULT AT GLANCE June 2021** session result details and summary are available in the following excel workbook) and Data-base final output file (Report name “**Intel Test Teacher Wise Summary**”) on Actual ICAP result June AFC 2021. (**Ref: as per appendix “A”**)
- 3) Statement of Compliance from Accounts departments on the total students and total papers and dues for the session.
- 4) Statement of compliance from IT-Data base admin on the reliability of the STEPS have been followed in data-base adjustments as per policies/SOPs/directives. (**left cases, drop-freeze cases, drop cases etc.**)
- 5) Reference should be given for each report/workings. (Data-base or Manual working).
- 6) It must be system based ICAP result report.
- 7) “**Expected result**” must be accounted for as per policy/SOPs and must be reviewed by the Principal **before the relevant ICAP exams.**
- 8) **Separate list/disclosures** should be provided for the reconciliation of papers (350 papers whereas in data base result has been accounted for 324 papers):
  - 9) Drop/freeze students
  - 10) Drop students during the session
  - 11) Left students during the session etc.
  - 12) Transfer students
- 13) Increase the relevancy of information in absolute terms (ATTENDANCE etc. for all categories of identified variable. ref CAF March 2021 ICAP content report).
- 14) Difference of variables exist as per this content report and system-based ICAP result report.
- 15) Improve the Transparency by referencing the data-base table and report name wherever possible.
- 16) Poor level of comparability.
- 17) Provide check lists. (Ref: CAF-F8 March 2021 ICAP content report)
- 18) Final Remarks of CEO
- 19) Place all relevant files/reports on the portal for future reference (separate folder for each campus).
- 21) Reliance on system based methods e.g. TE, SMS 4 types (Daily attendance, tests result + testing information +PTM)
- 22) Develop Parent Portal.
- 23) Design System-based “Follow Up System”. (Data-Base at fraction adjustment Approach + 3 SMS model Approach)

**Note:**

**The management F 8 campus be advised to incorporate changes / recommendations made in foregoing para enabling me to carry out formal review and onward submission for your consideration.**

Shuja Ali Khan

Dated: 13-8-2021

Appendix A: Reconciliation of Papers

From Excel sheet submitted by the Management in the content report									
	Total entries	Exemption	total enrolled students	Left cases	Transfer cases	PASS	FAIL	deferred	TOTAL
Batch 1	132	13	119	4	4	94	15	2	119
Batch 2	116	14	102	4	0	75	15	8	102
Batch 3	132	3	129	12	3	76	13	24	128
	380	30	350	20	7	245	43	34	349

From DATA-BASE -SHEET-12-08-2021 ( Source from data-base : Intel Test Teacher wise summary)										
	Total entries	Exemption	total enrolled students	Left cases	Transfer cases	PASS	FAIL	deferred	ZERO-ATTEMPT	TOTAL
Batch 1			112	2	0	93	15	2	0	112
Batch 2			100	1	0	77	15	7	0	100
Batch 3			112	3	0	75	14	19	1	112
			324	6	0	245	44	28	1	324

	AS PER EXCEL SHEET	AS PER DATA-BASE	DIFFERENCE IN
LEFT CASES	20	6	14
TRANSFER /OTHER	7	0	7
DEFERRED	34	28	6
FAIL	43	44	-1
			26