



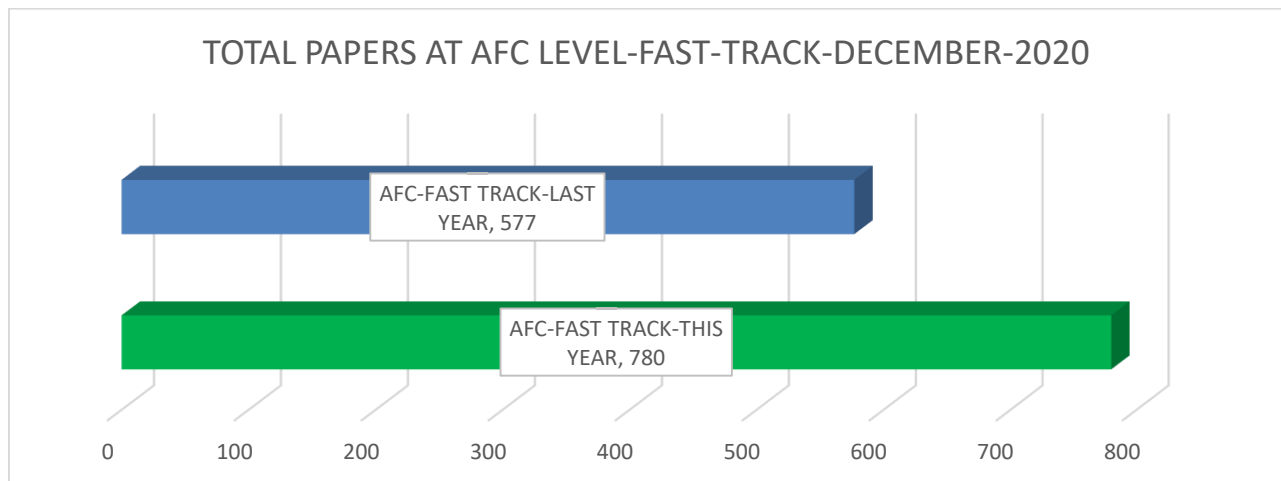
Cover Letter

To

The SKANS Schools of Accountancy - Management

This ICAP System Generated Result AFC (fast-track) December, 2020 of 780 papers (Last Year 577 papers) report consists of the following;

1. Excel Back-end file of ICAP results
2. System Generated Vertical Report (“Internal test statistics summary” in database)
3. System Generated Horizontal Report (“Int test result Teacher-wise summary” in database)
4. Manual Report in Excel Format (Horizontal Form Numbers+ %)
5. Content Report



In order to access serial no 2 & 3 reports from the data-base the range period must be selected from **1-7-2020 to 30-1-2021** and select **ICAP Exam option**.

Mr. Farhan (Coordinator) please file all the documents along with supporting where necessary in internal ICAP result KPI file for future reference and guidelines.

ITD

Shuja Ali Khan

F-8-Campus
Islamabad
6th February, 2021.

Statement of Compliance
On Variables Identification
By HOA/Vice Principal

From

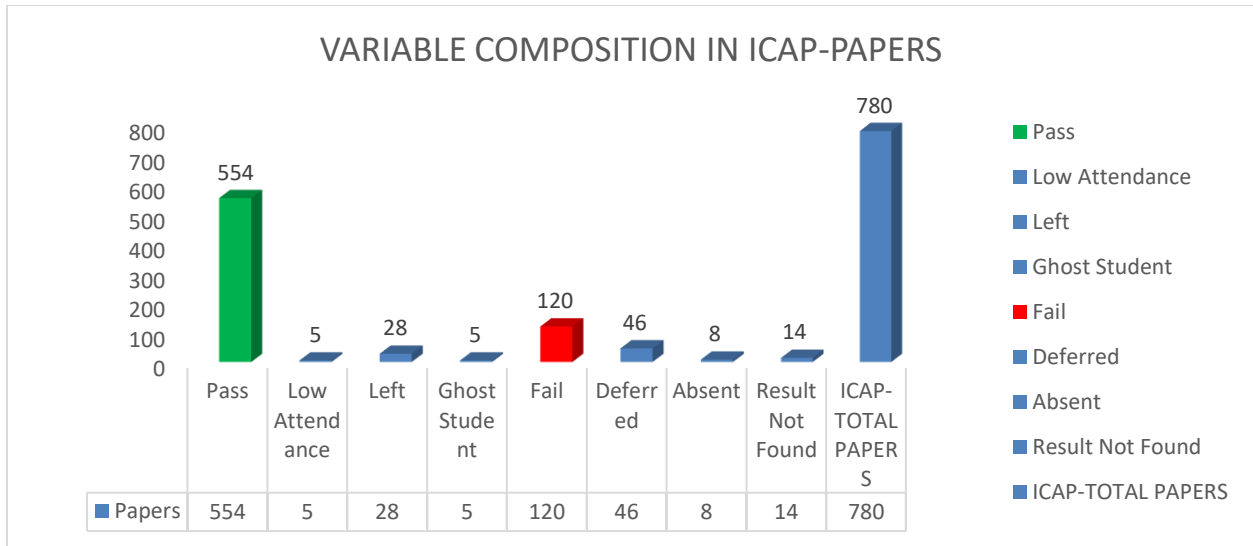
Shuja Ali Khan
Head of Academics
CA Department

Date: 06-02-2021

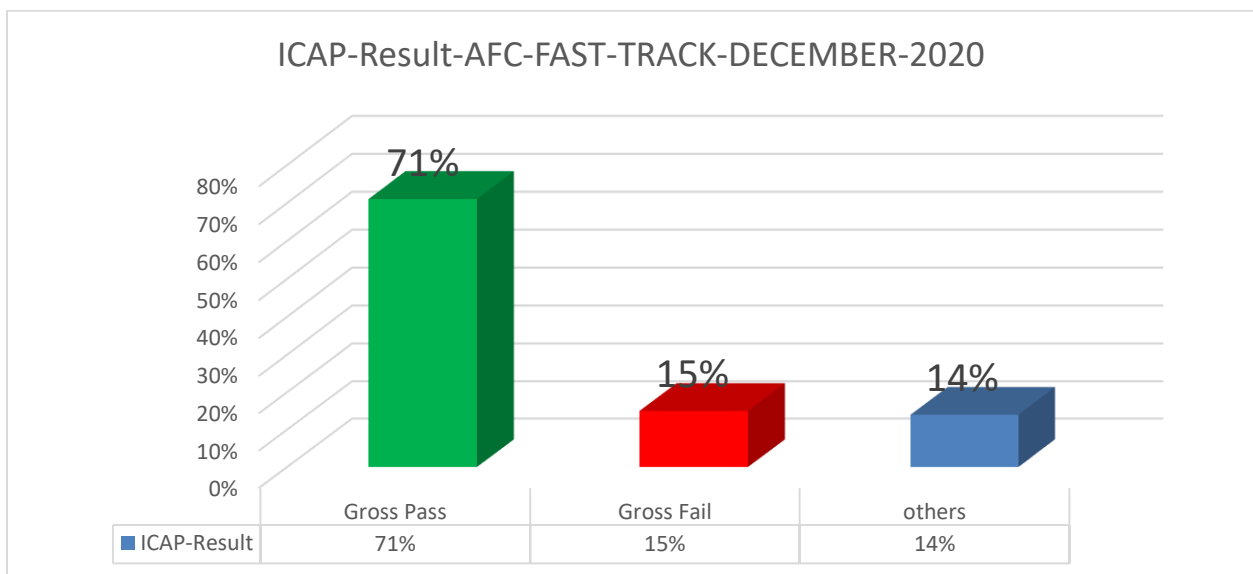
Subject: SKANS, F-8-campus, Islamabad

In the process of result compilation of AFC high session fast-track for December 2020, ICAP exams held from December 19, 2020 to January 07, 2021. The Result of this ICAP exam was declared by ICAP on 11th January 2021. We started categorizing result in sixteen variables as per SOPs (issued dated 15th December, 2020). During the 1st session under review, only six variables (Last Year 2019: -----) were identified other than Pass and Fail. The relative percentage and number of variables can be seen in the table/graph titled "Composition of Variables as per SOPs-AFC" Fast Track December 2020.

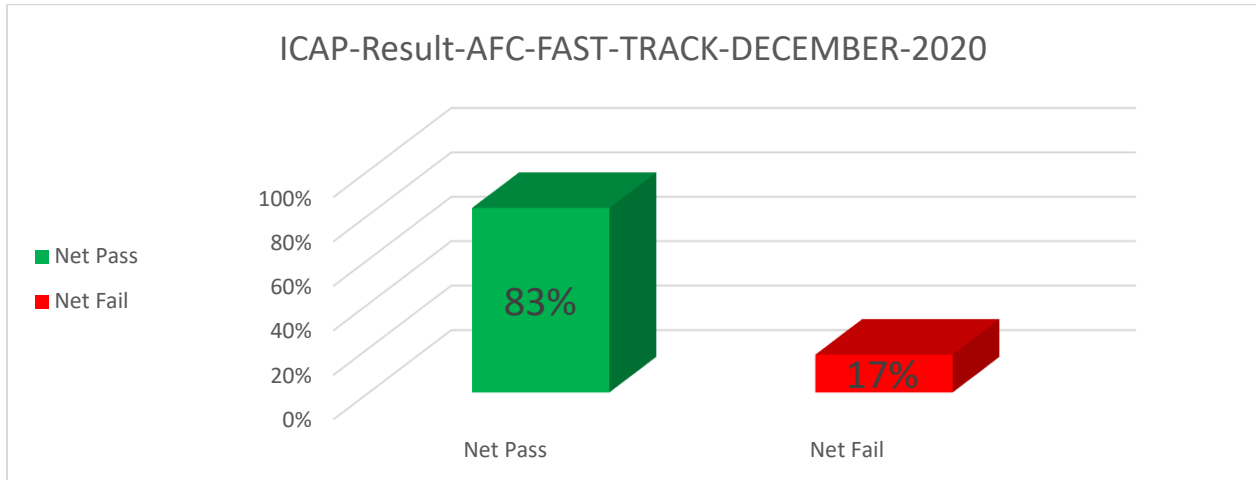
As an HOA (Vice Principal), I take responsibility of variable # 8 (page # 3 of SOP) on account of very Low Attendances and Weak Performance category in which five papers were claimed to be shown under this head (Last Year session 2019-----) (*HOA/Vice Principal must give this statement whenever made any claim against this variable for his/her teacher results in ICAP*). I admitted those (Low Attendance and Low Performance) claims on part of my coordinators and relevant teachers that they have all demonstrated their efforts (laid down in SOPs). Further, they all have conducted timely follow-ups as per SMS123 model i.e., SOFT (by the relevant teacher), MEDIUM (by the Coordinators) and STRONG (by the HOA) three times over the session with proper documentation along with two SYSTEM GENERATED PTMs. (Relevant supporting will be available in the ICAP results KPIs file by coordinators).




The claim of FIVE papers includes three papers of Ms. Maria Qurban and TWO papers of Dr. Mazhar Yaqoob (Last Year-2019 in same session 0). The resulting deviation from the normalization i.e., 7% (54 PAPERS /780 PAPERS) was due to inherited limitation which was categorized as “deferred papers” (46 in numbers) and “Absent” in ICAP Exam” - 8 papers (Last Year 2019-----). Other non-inherited system limitations include “left papers” (28 papers/780 Papers), “Ghost Papers” 5 papers /780 papers) (Last Year 2019-----) and “Result NOT Found” Category (14 papers /780 papers) (Last Year 2019-----). Gross Basis means Pass/Total Papers. (554/780)



Overall campus result in aggregate of these fast-track AFC batches (1 to 7) is 83% (554/ (554+120) papers) on Net Basis Last Year (AFC fast track 1 to 6 batches in same session 2019: 83%- 474 papers/474+99). The failure percentage is 120 papers in current period i.e., 17% (Last year session 2019: 17% -99 papers/573-). *NET Basis =PASS/(PASS+FAIL)*



So, the effective campus aggregate rate will be considered 83% (554/554+120) (Last Year 2019 session -----). Teacher-wise and subject-wise system generated report is attached.



Due to inherited system limitations (online classes), system generated PTMs and system generated teacher evaluation could not be conducted with reference to attendance of students. However, efforts were made to counter this shortcoming but due to online classes and health issues under COVID-19 pandemic; we couldn't overcome the limitations. Relevant supporting

evidences can be provided in the file/Database reports. All these procedures and evidences should be documented in Internal ICAP Result KPIs file for the current session AFC Fast Track December 2020 attempt for future reference and guidelines.

Departmental issues are also addressed in different sections of this report along with future directions. Moreover, this report is available for session end academic audit by an external party if required. All under review session results have been discussed with the relevant teachers. Our teachers or relevant subject team, can discuss results with Principal/CEO if required for further improvements in the external exams of ICAP results for the session under review.

Daily SMS to Absent Students and Follow UPs

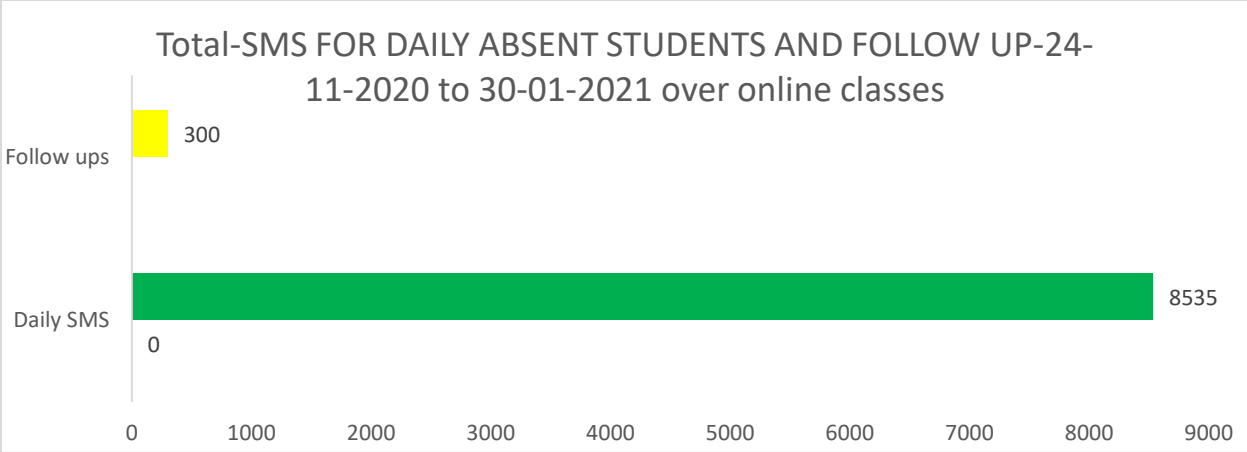
During the period under review, SMS to absent students were sent on daily basis.

SMS status report is now available in Database report name SMS Log-SHUJA-absent information. This activity was started on 24th November 2020 when government announced the second lockdown in the country due to the second wave of COVID 2019. During this period 8535 SMS in total were sent to the students from 24-11-2020 to 30-01-2021 for all AFC and CAF batches for online classes (Last Year in same session 2019-----). Extensive follow ups in this regard were carried out by coordinator Mr. Farhan in the start. In-order to make it more effective practice or drill in future it will be highly recommended to record all types of follow ups under a sound follow ups framework i.e., automated batch-wise SMS must be sent and reported in order to evaluate the effectiveness of this component.

For this a new category of SMS may be generated by pooling into it all those students who have low attendance (4 times in a month) and Absent/fail in online Tests (2 tests) simultaneously in a month for parents' follow-up.

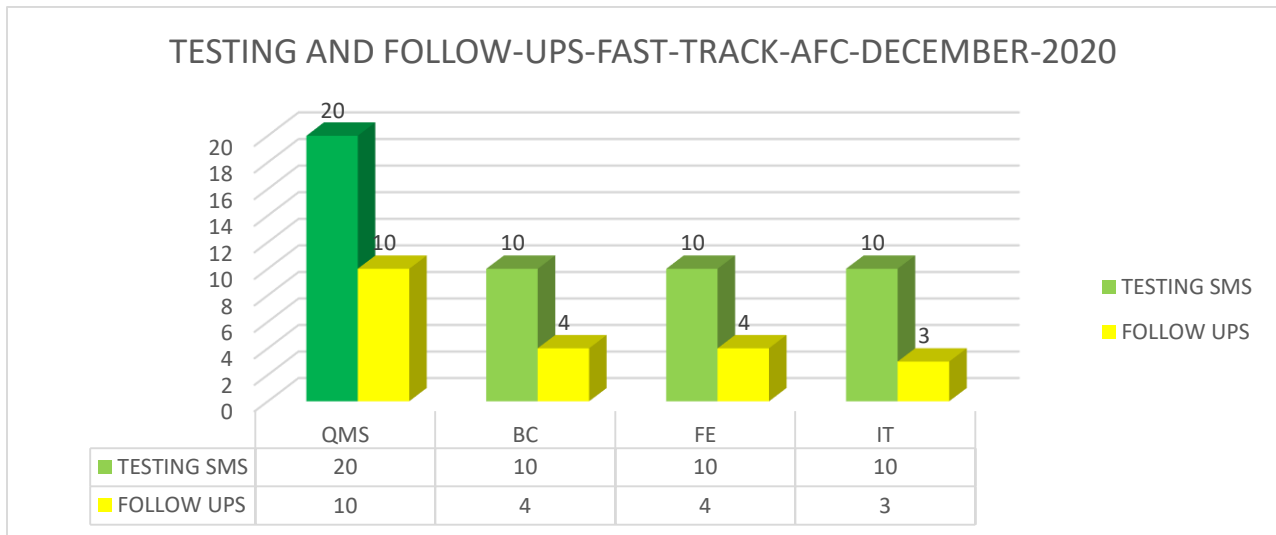
“SKANS ALERT! Dear parents, please visit to discuss your son/daughter’s performance”. Please bring his/her reports from Parents’ portal.

Therefore, it is highly recommended to trim our system of SMS on the above-mentioned framework. This will help us to fix the problem area in time and make a meaningful comparison. (for IT solution department)



Testing Section

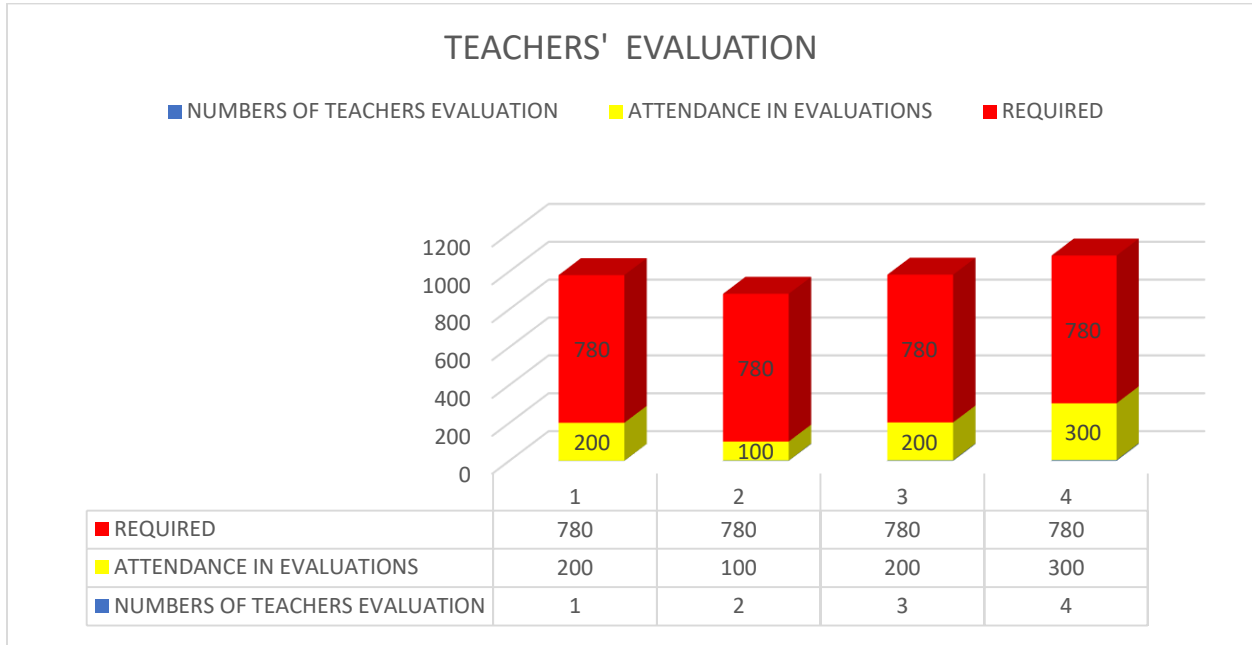
For the period under discussion, special efforts were made in terms of 'Testing' in order to make up for deficiencies caused by online classes. For the record, testing was done at a sublime 100% level of effort on departmental level. Teachers tested the students as per LP and re-tested them. The efficiency of these tests at student level was quite low at an approximate 40%. This is due to the distant learning environment. We made efforts to contact students and urged them to participate in online testing through follow-ups at teacher level. Due to different factors i.e., bad internet service, lack of self-motivation and no physical supervision, a smaller number of students attempted the tests. Testing ratio of this year at conduction level 100% whereas student's attendance in testing was 40% (Last year 2019 %). therefore, it is recommended that management or testing department take serious steps and carry out strong timely follow ups through system generated SMS service on daily basis. Under the review period of fast track, documented number of SMS are available in database SMS LOG-testing. This Year number of SMS under this category was 2 (last Year 2019-----). Further, it is recommended to IT software department to trim the required message (SMS) to failure and absent students in tests. Whereas, currently SMS on testing is sent to the pass and failure students. Further, SMS must also be trimmed as per subject wise and batch wise so we can correlate this with the strong follow ups.



Teachers Evaluation

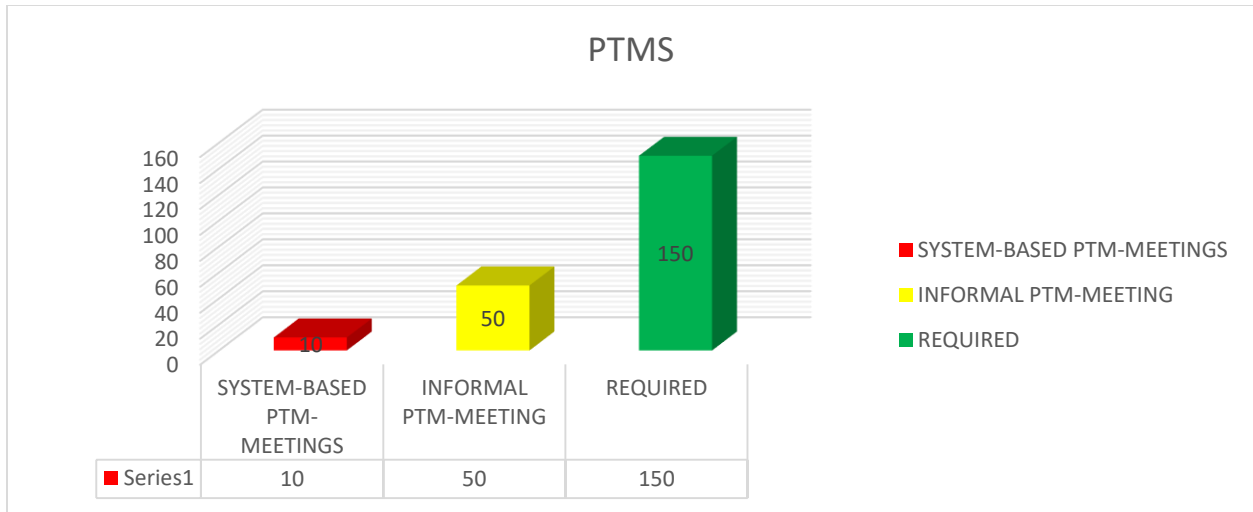
Teachers evaluation was conducted on four separate occasions as per SOP. However, the Student Attendance in teacher evaluation was very low. This matter now needs a strong follow-up.

This session's average attendance in Teachers Evaluation was 10% (Last Year 2019: -----), System Generated teacher evaluation status report is now available in Database report name?



PTM

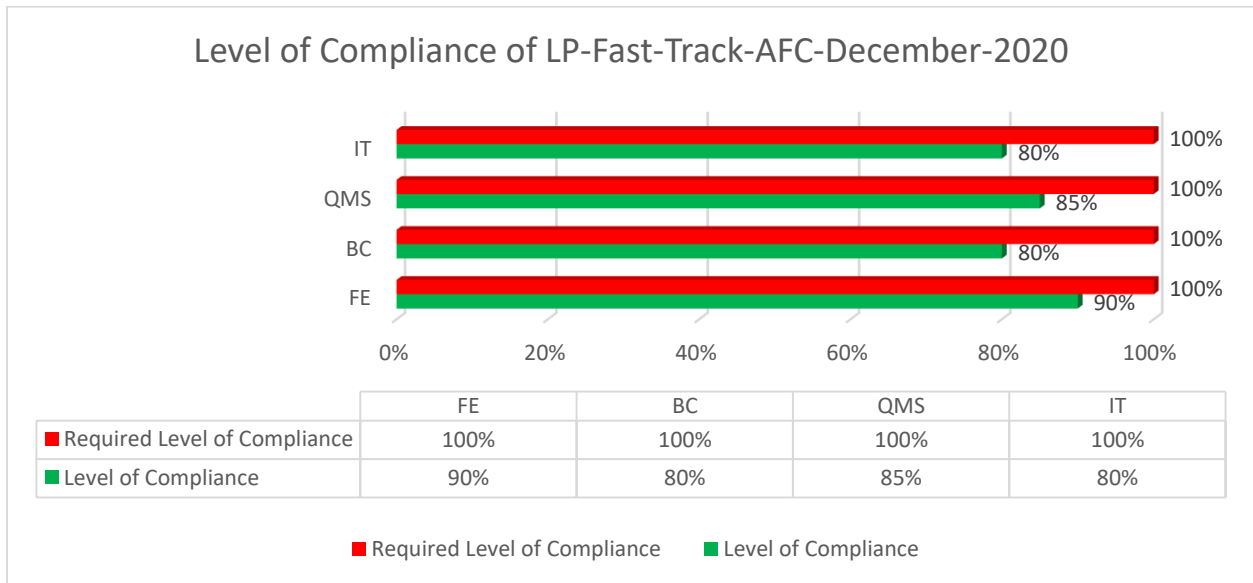
During the period under review ONLY TWO (last Year 2019-----) System Based PTMs in Front office were conducted whereas remaining meetings were conducted in the form of informal communication (Calls) by the coordinators. System Generated PTMs status report is now available in Database report name Parents feedback. In order to make this effective a new category of PTM SMS may be generated by pooling into it all those students who have identified in the previous follow ups and still continue with the same habit of attendance (10 times in a two months' time) and Absent/fail in online Tests (4 tests) simultaneously in a two month for parents follow up. "SKANS ALERT! Dear parents, please come for PTM to discuss about your son/daughter performance". Please bring his/her reports from Parents' portal.



In Summary:

- 1) Daily Absent SMS
- 2) SMS after conduction of Test(s)
- 3) Monthly 1 SMS for Habitual students' parents for visit
- 4) Two Months' Time 1 SMS for PTM

LECTURE PLAN (LP)



As an HOA, I assert that teachers follow the in-practice LP for teaching their subjects with a slight variance of 20%. (Last Year 2019--). This change was on need basis keeping in view the proficiency level of students in online classes as requested by teacher.

HOA

Shuja Ali Khan

F-8-Campus
Islamabad

STATEMENT OF COMPLIANCE
On Source of ICAP Results-2020

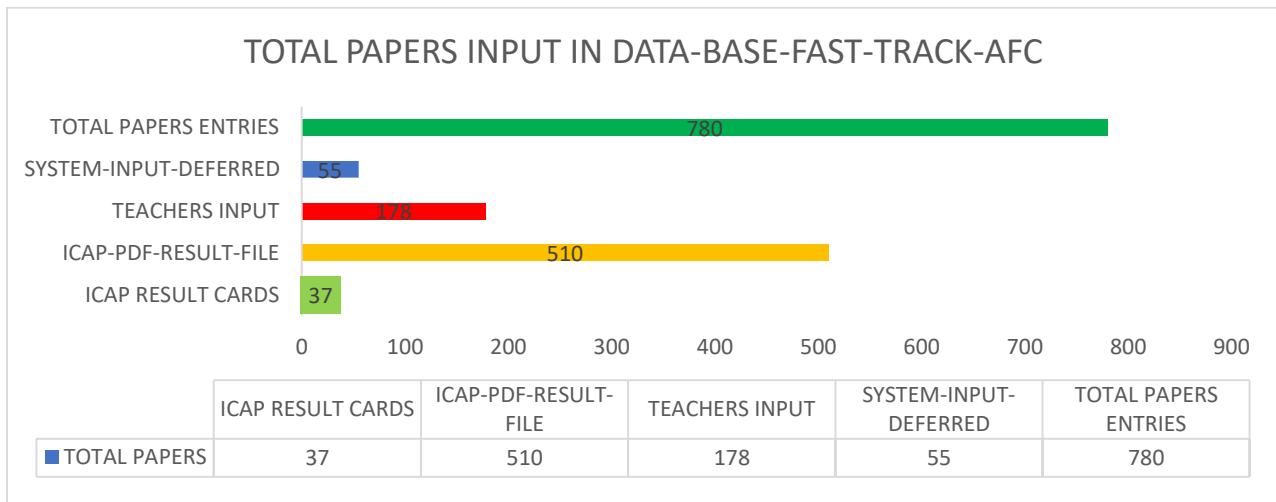
From

Shuja Ali Khan
 Head of ITD
 CA Department
 Date: 28-1-2021

Date: 06-2-2021

Subject: AFC Result Report -FAST-TRACK-1-7– March 2021, source of the System Generated ICAP Result, SKANS, F-8 campus

The ICAP result information on (Fast-Track-December ICAP Exam-2020) batch # 1 to 7 was taken from ICAP PDF files (510 papers entries) (Last Year 2019-----) and ICAP result cards (37 papers entries) (Last Year 2019-----).



Rest of paper entries were input by the teachers source other than deferred cases (55 papers entries) were taken from the system out of 780 total papers entries (Table #1) and compiled by ITD department member Ms. Zartashai and Ms. Hina and relevant subject teachers under Head of Academic’s supervision (Mr. Shuja Ali Khan) and Head of ITD (Mr. Shuja Ali Khan) CA F-8 Campus Islamabad.

We have reviewed the report and confirm that all information is correct to the best of our knowledge and every effort was made to prevent material errors and material misstatement in the report. All SOPs requirements for this purpose were duly fulfilled. The relevant compliance level of this SOP for (CA-F-8 campus) was (220/270) i.e., 81% for this period ICAP result (December ICAP Fast Track AFC-2020) for the period of March session 2021. An Independent internal Review report and List of SOPs Compliance KPIs checklist are given in this Report.

Sincerely

Shuja Ali Khan -----

HOD-ITD (CA)

F-8 Campus

Dated: 06-02-2021

Teachers' Wise Result Summary -AFC -Fast Track December 2020

Dr Mazhar Yaqoob

Visiting Faculty Member

CA Faculty



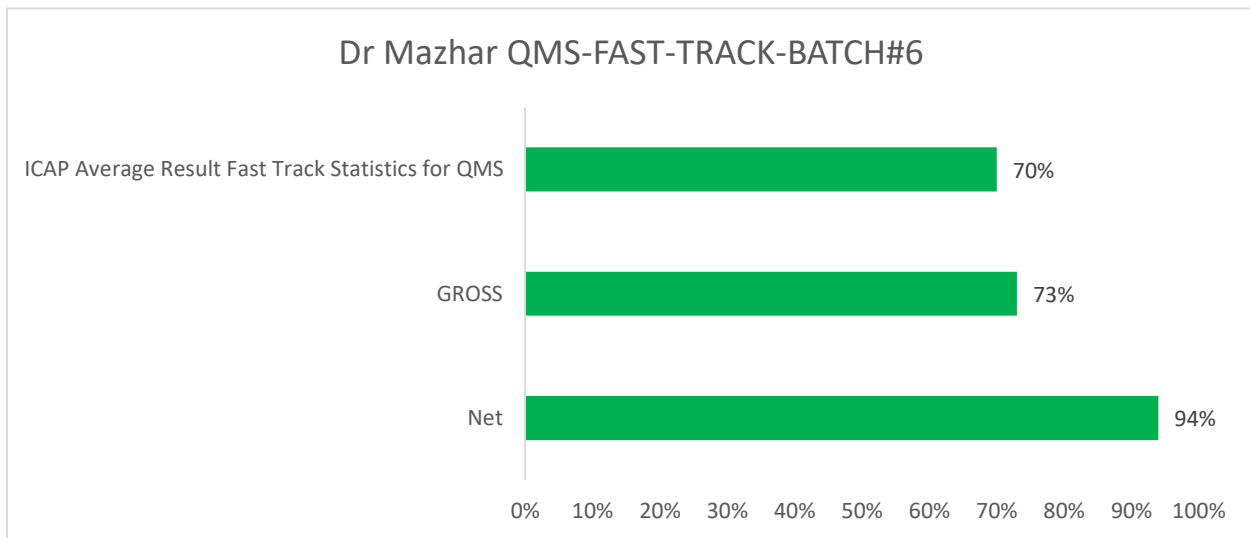
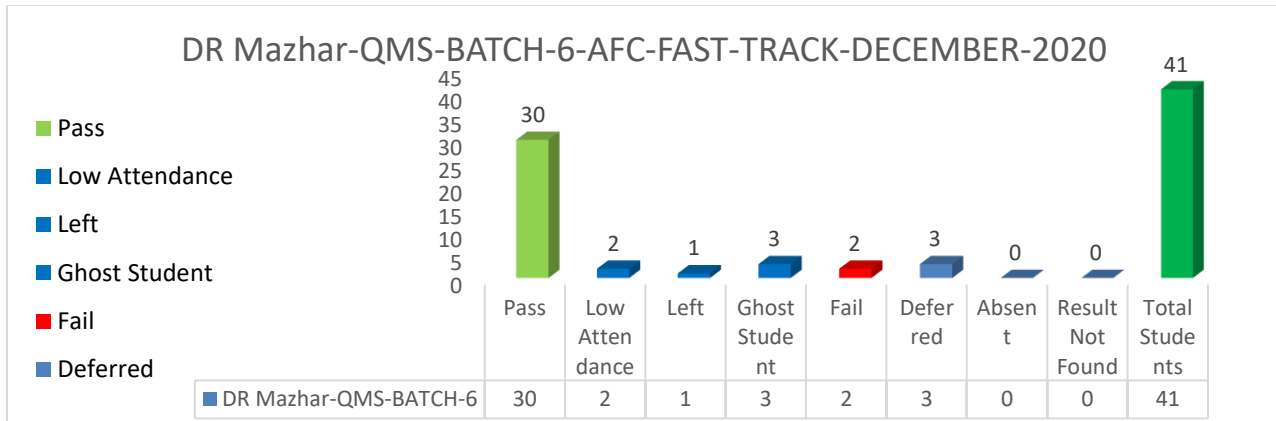
Dr Mazhar Yaqub has been teaching for the last 28 years but in SKANS since July 2006. He started off as a teacher for **QMS (Quantitative Methods)**. After his excellent performance during the first session, he was handed over opportunity to teach maximum batches as well and always shown best results in the subject (above 80%), beside this almost above 90% of the students retained by him at CAF Level- 1 accordingly, but due to COVID-19 situation, he taught only one batch during the aforementioned session and yielded outstanding result **(94% for batch# 6) on NET basis and 73% on Gross basis (Last Year in same session NA)**.

His versatility, enthusiasm, a distinguish feature among all teachers caring **and retention of students**. More than this, his determination, constantly, kept creating openings for him in this organization as he is currently teaching QMS (Quantitative Methods) as well.

For this session March 2021 AFC fast track, he taught only one course. He taught Quantitative Methods to 31 students, in batch # 6, out of which only 02 students failed in the ICAP exam. The result for batch 6 shows highest number of passing students (29). Apart from that there is very low concentration of failure. The result shown in the attached report named *ICAP Result Disclosure COVID High Session Fast Track March 2021* shows that 29 students passed the ICAP exam (94% aggregate).

Average of ICAP Result:

This year, the average result for QMS (Quantitative Methods) as per ICAP result Statistics is: 70%. (3037/4320)

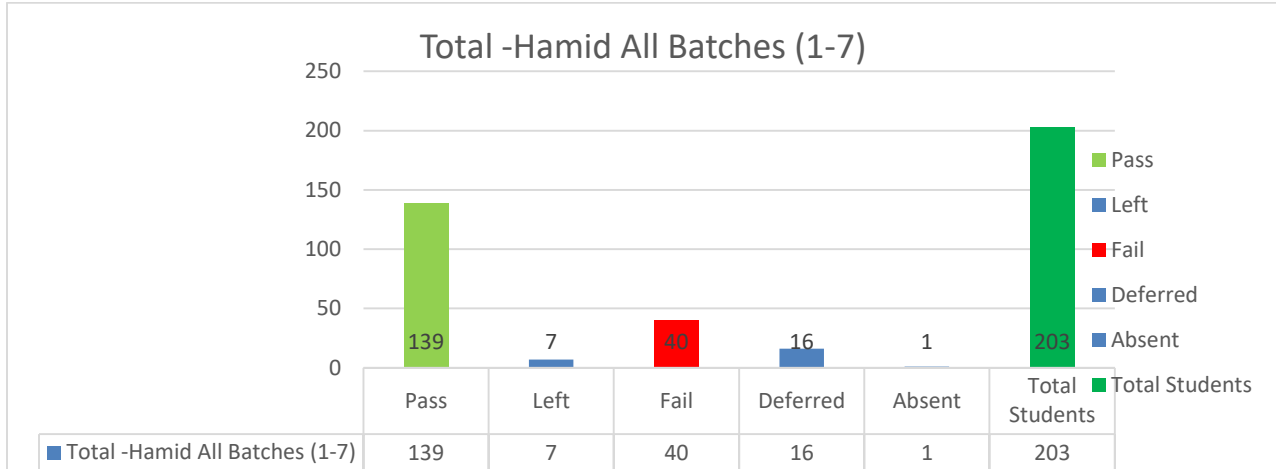


Past Historical Analysis-QMS-Subject-Dr. Mazhar

| Batch# | Teacher's Name | High-session-Decembe2020 | | High-session-Decembe2019 | |
|----------------------|----------------|--------------------------|--------------|--------------------------|--------------|
| | | Teachers' % | ICAP-Average | Teachers' % | ICAP-Average |
| 1 | Sir Mazhar | NA | NA | 91% | 66% |
| 2 | Sir Mazhar | NA | NA | 59% | 66% |
| 3 | Sir Mazhar | NA | NA | 68% | 66% |
| 6 | Sir Mazhar | 94% | 70% | 67% | 66% |
| Total on Avg. | | 94% | 70% | | 66% |

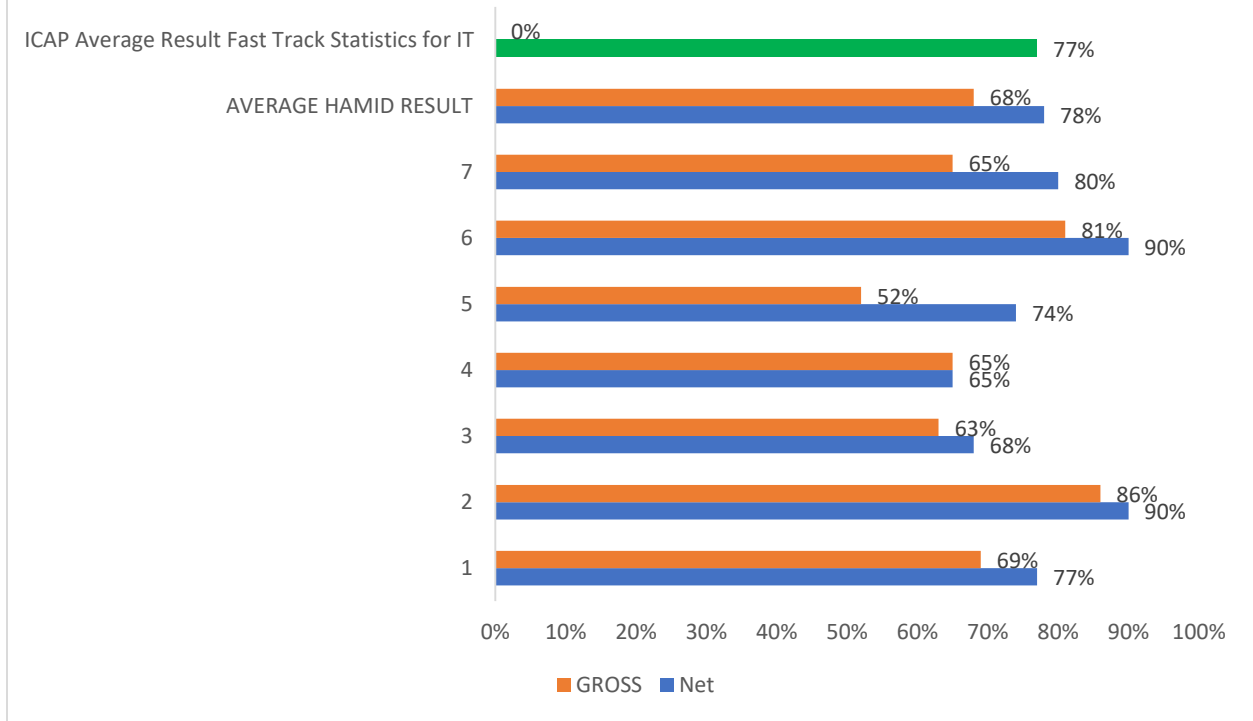
Mr. Hamid Ali:

- Mr. Hamid taught seven batches of IT (Batch # 1-7) in fast-track AFC December 2020 attempt.
- Mr. Hamid taught all batches of IT under this session total batches for this session were 16
- His Gross result and Net result (Net Result is equal to 100% less Failure %) of different batches of ICAP fast track are as under. (Last Year December 2019 attempt result % was _____).



- In his seven batches his three batches (Batch # 2,6 & 7) results are above the ICAP Average result % and three batches (Batch # 1,3, 4 and 5) results are below the ICAP Average result %. We have discussed the results with relevant teacher on and off. Findings of the discussion are summarized below:
 - 1) In Online classes lack of interaction with students.
 - 2) Teacher Overload. As the number of batches are seven.
 - 3) Health Issues
- A detailed system generated reports on horizontal and vertical format is attached herewith this report.


Hamid-AFC-Fast-Track-december-2020 Gross and Net Basis



Past Historical Analysis-IT-Subject

| Batch# | Teacher's Name | High-session-Decembe2020 | | High-session-Decembe2019 | |
|----------------------|-------------------------|--------------------------|--------------|--------------------------|--------------|
| | | Teachers' % | ICAP-Average | Teachers' % | ICAP-Average |
| 1 | Sir Hamid | 77% | 77% | 91% | 79% |
| 2 | Sir/Hamid Sir S M Najmi | 90% | 77% | 80% | 79% |
| 3 | Sir Hamid | 68% | 77% | 74% | 79% |
| 4 | Sir Hamid | 65% | 77% | 56% | 79% |
| 5 | Sir Hamid | 74% | 77% | 85% | 79% |
| 6 | Sir Hamid | 90% | 77% | 97% | 79% |
| 7 | Sir Hamid | 80% | 77% | NA | 79% |
| Total on Avg. | | 78% | 77% | 81% | 79% |

Maria Qurban

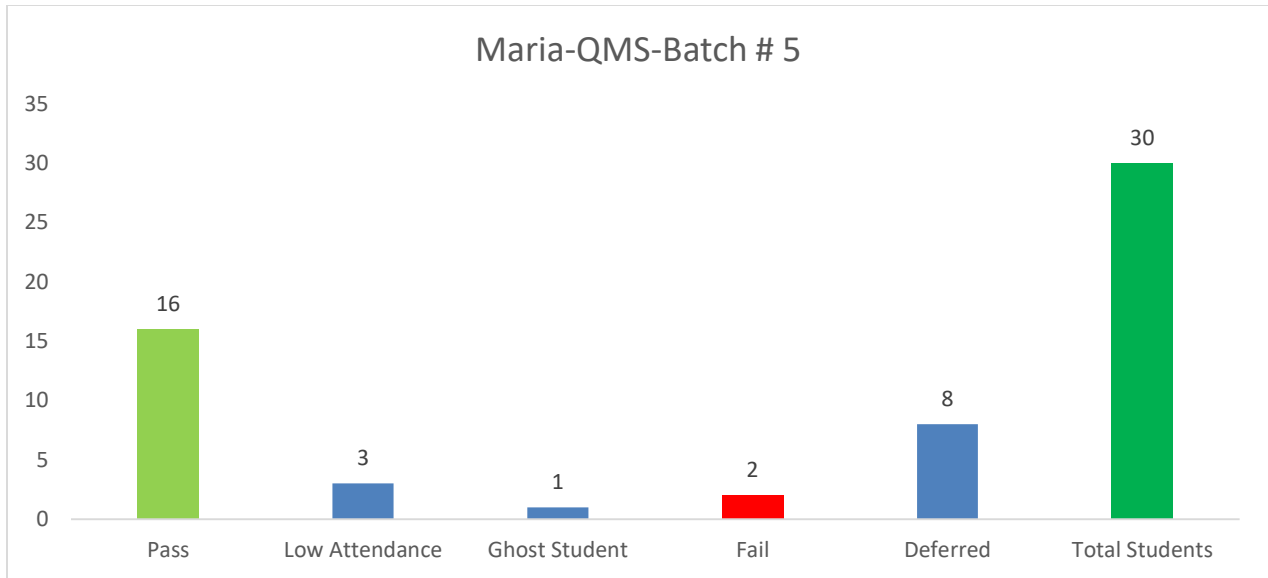


Permanent Faculty Member

CA Faculty

Maria Qurban has been teaching in SKANS since March 2020. She started off as a teacher for AFC QM (Quantitative Methods). She is talented and hardworking teacher. She also worked as researcher in QMS. She taught QMS to three batches for March 2021 session from which batch# 5 appeared in December 2020 session (Fast track).

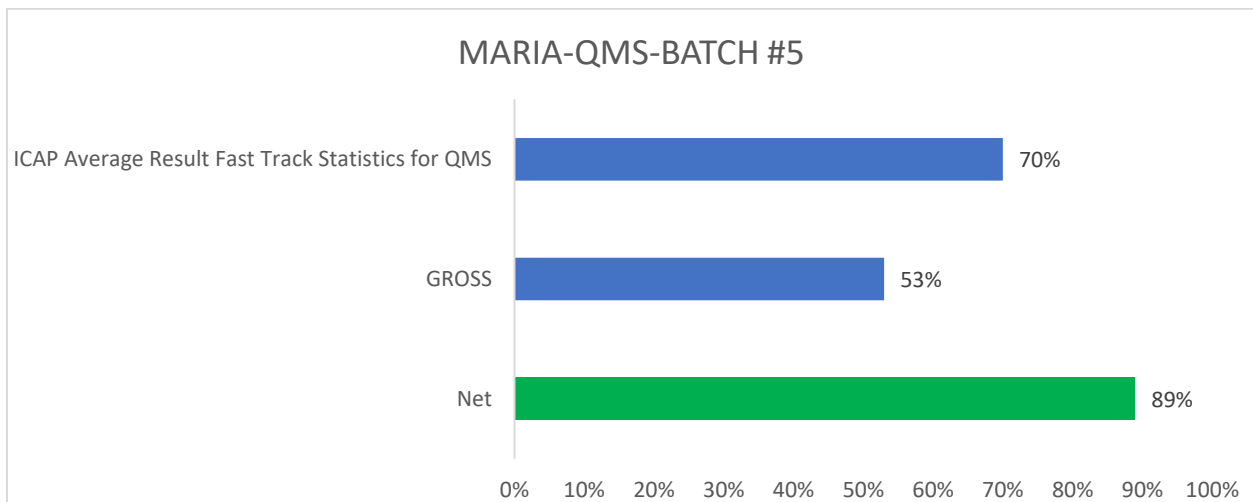
She taught Quantitative Methods to a collective number of 29 students of batch # 5, out of which 8 students were deferred (March Attempt-2021), one is treated as ghost (she (maria) Was enrolled as a student in Database for under the concept of **“Testing as the Teacher Level”** and 21 appeared in ICAP exam for December 2020 (Fast track) from which 5 students failed the exam (2 were because of low attendance and Low Performance as discussed and identified in her report including CC to CEO. The result shown in the attached report named *March 2021 ICAP result -Fast Track* show students passed the ICAP exam 53.33% on gross basis whereas on net basis her result will be 84%. She is the only one who submitted her **“Session End Report”** and properly closed her batch. She had also provided the missing passwords of students to the management.



- Her result is above the average result of ICAP for the session by 14 points. (Last year comparison is _____).

| ICAP Average Result Fast Track Statistics for QMS | Result of Ms. Maria | Remarks |
|---|---------------------|------------------------|
| 70% | 89% | Increase by 19 Points. |

- A detailed system generated reports on horizontal and vertical format is attached herewith this report.



Past Historical Analysis-QMS-Subject-Ms. MARIA

| Batch# | Teacher's Name | High-session-Decembe2020 | | High-session-Decembe2019 | |
|----------------------|----------------|--------------------------|--------------|--------------------------|--------------|
| | | Teachers' % | ICAP-Average | Teachers' % | ICAP-Average |
| 5 | Ms. MARIA | 89% | 70% | NA | NA |
| Total on Avg. | | | | NA | NA |

Raees Khan

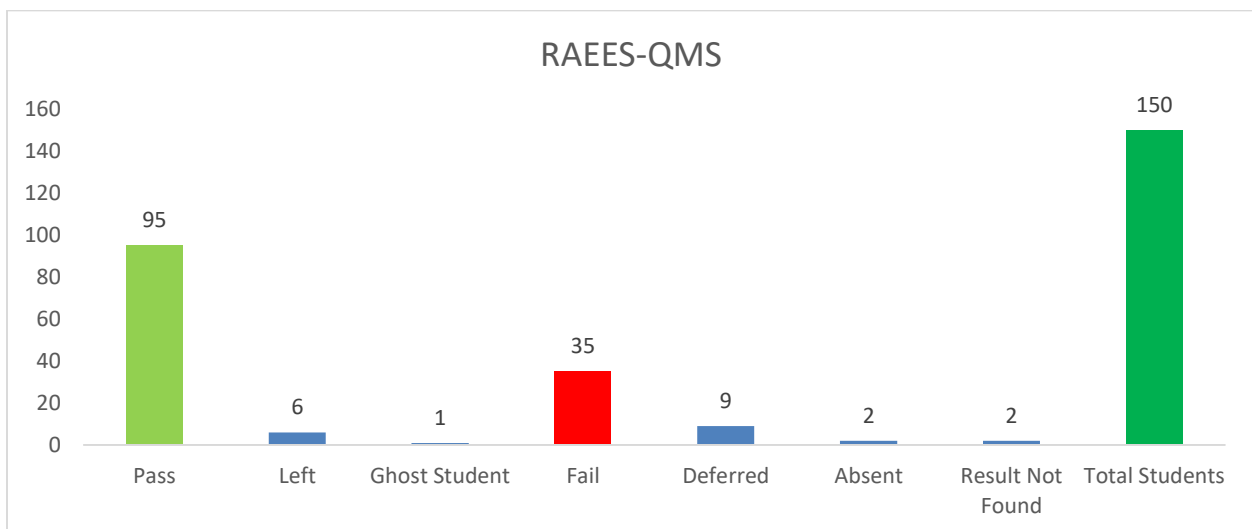
Permanent Faculty Member

CA Faculty



Raees Khan has been teaching in SKANS since May 2016. He started off as a teacher for AFC, CAF and ACCA (FIA). He is teaching QMT and IEF subjects at CA level and has taught FA1 at ACCA (FIA) till July 2018. Since the time he has been performing at good pace securing excellent results at CA AFC and CAF levels. His adaptability and determination, continuously, kept creating openings for him in this organization.

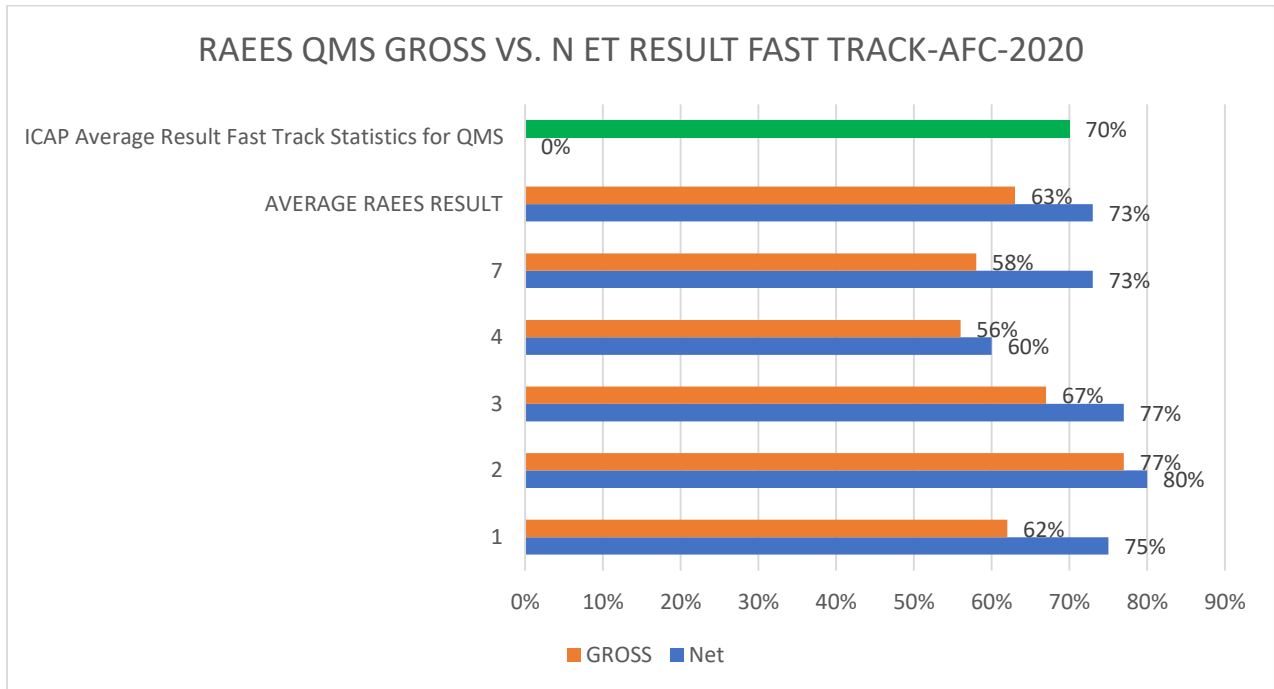
For this session March 2021 AFC, he taught a total of 8 courses (5 batches for QMT and 3 batches for IEF). He has taught QMT subject to a collective number of 150 students, in 5 batches, out of which only 35 students failed in the ICAP exam. The result for batch 4 shows highest number of failure (09). Apart from that there is very low concentration of failure.



Average of ICAP Result:

This year, the average result for QMT as per ICAP result Statistics is 70%:

The result shown in the attached report named *ICAP Result Disclosure COVID High Session Fast Track March 2021* shows that 95 students passed the ICAP exam (73% aggregate).



Past Historical Analysis-QMS-RAESS

| Batch# | Teacher's Name | High-session-December2020 | | High-session-December2019 | |
|----------------------|----------------|---------------------------|--------------|---------------------------|--------------|
| | | Teachers' % | ICAP-Average | Teachers' % | ICAP-Average |
| 1 | Sir RAEES | 75% | 70% | NA | NA |
| 2 | Sir RAEES | 80% | 70% | NA | NA |
| 3 | Sir RAEES | 77% | 70% | NA | NA |
| 4 | Sir RAEES | 60% | 70% | 70% | 66% |
| 7 | Sir RAEES | 73% | 70% | NA | NA |
| Total on Avg. | | 73% | 70% | 70% | 66% |

Number of Internal Tests and Mocks Details

| | | Internal Test | Mid-term | Mock | Re-Mock | Total |
|------------|---|---------------|----------|------|---------|-------|
| Raees Khan | 1 | 21 | 0 | 1 | 0 | 22 |
| | 2 | 20 | 0 | 1 | 0 | 20 |
| | 3 | 22 | 0 | 1 | 0 | 23 |
| | 4 | 18 | 0 | 1 | 0 | 19 |
| | 7 | 13 | 0 | 1 | 0 | 14 |
| | | | | | | |

Source: Manual Working

Average Internal Test Results in online Tests over the Session FAST TRACK

| | | | Absent | Fail | Pass |
|------------|---|-------|--------|-------|--------|
| Raees Khan | 1 | 0.00% | 43.18% | 2.51% | 54.32% |
| | 2 | 0.32% | 38.14% | 2.56% | 58.97% |
| | 3 | 0.35% | 44.01% | 4.58% | 51.06% |
| | 4 | 0.34% | 51.53% | 3.73% | 44.41% |
| | 7 | 0.87% | 57.14% | 2.16% | 39.83% |
| | | 0.34% | 49.74% | 3.22% | 46.70% |

Average Internal Mock Results in online Tests over the Session FAST TRACK

| | | | Absent | Fail | Pass |
|------------|---|-------|--------|--------|--------|
| Raees Khan | 1 | 0.00% | 36.67% | 36.67% | 26.67% |
| | 2 | 1.92% | 25.00% | 36.54% | 36.54% |
| | 3 | 0.00% | 35.09% | 35.09% | 29.82% |
| | 4 | 1.85% | 16.67% | 53.70% | 27.78% |
| | 7 | 1.32% | 52.63% | 27.63% | 18.42% |
| | | 0.99% | 35.31% | 36.96% | 26.73% |

Session Leaves:

| Months | Allowed Leaves During the session | Availed Leaves during session | Late/Early |
|---------------|--|--------------------------------------|-------------------|
| 1 | 2-3 | 1 | 0 |
| 2 | 2-3 | 1 | 0 |
| 3 | 2-3 | 2 | 0 |
| 4 | 2-3 | 1 | 0 |

Teaching Hours:

| Batch | Standard Hours | Availed Leaves during session |
|--------------|-----------------------|--------------------------------------|
| 1 | 100 | 80 |
| 2 | 100 | 76 |
| 3 | 100 | 66 |
| 4 | 100 | 55 |
| 7 | 100 | 45 |

Future Orientation:

- For March 2021 attempt,
 - At teacher level, teacher must conduct the System Generated Closing Session Review well in time. (Request in Process with IT solution)
 - At coordination level, Sops must be followed regarding the filtration of sheet and Follow Ups. (Follow the SMS 123 Model)

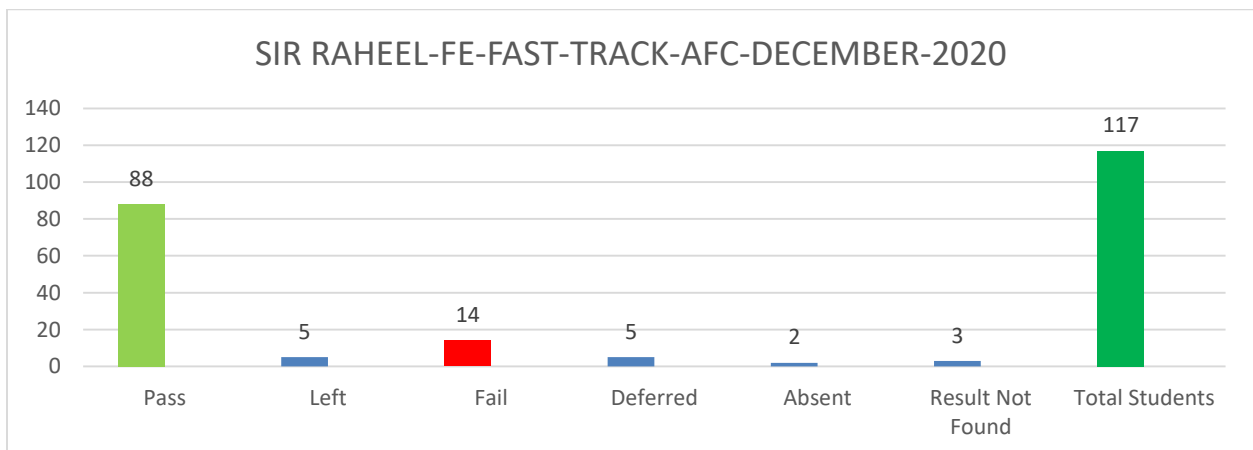
Raheel Khan

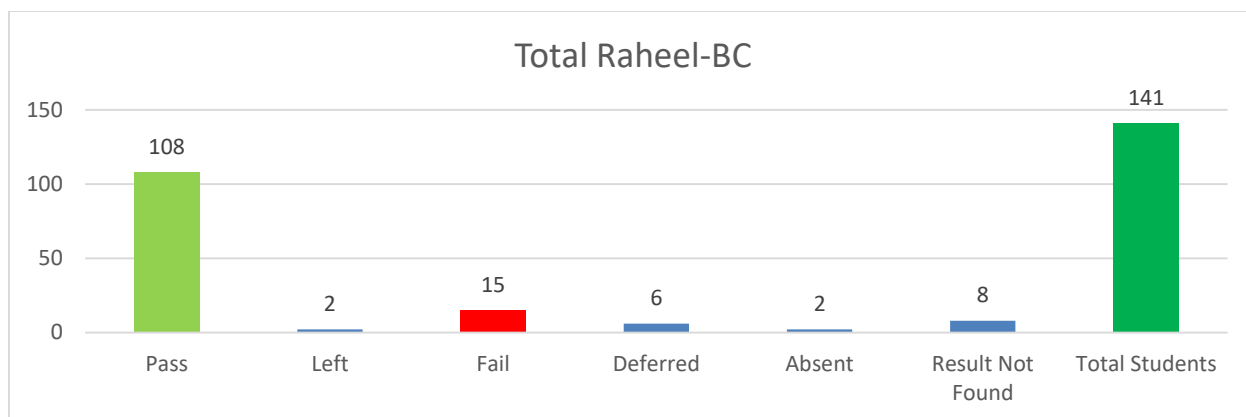
Permanent Faculty Member

CA Faculty



Raheel Khan has been teaching in SKANS since July 2019. He started off as a teacher for AFC F.E (Functional English). After his excellent performance during the first session, he was handed the opportunity to teach Business Communication during the following session. He taught two batches during the aforementioned session and yielded outstanding result (including a 100% for batch# 11). His versatility and determination, constantly, kept creating openings for him in this organization as he is currently teaching five subjects including a CAF level subject BMBS (both slow track and fast track), English Writing Skills and PCSC as well.





For Functional English, he taught a total number of 117 students, in six batches, out of which 14 students failed in total in the ICAP exam. In these papers, batch 5 shows the highest number of failures (5 students failed in the ICAP exam). The rest of the batches show a great performance. His effective result for F.E. shows that 108 students passed the ICAP exam (86% aggregate). The details can be seen in the attached report named *ICAP Result Disclosure COVID High Session Fast Track March 2021*.

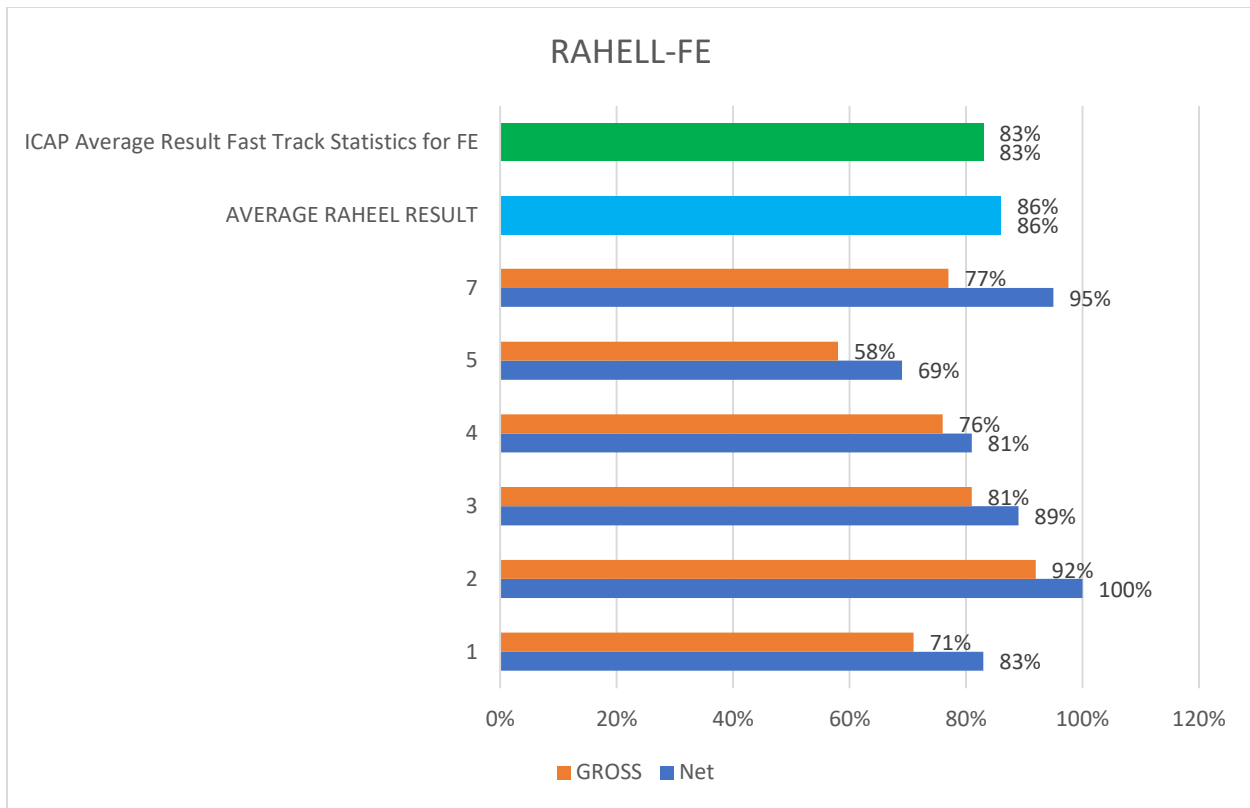
Average of ICAP Result:

This year, the average result for FE as per ICAP result Statistics is 83%.

For this session March 2021 AFC, he taught a total of 11 courses (six batches for Functional English and five batches for Business Communication). Despite two major events in his life during the session (his marriage and getting affected by COVID-19), he managed to pull through. He taught Business Communication to a collective number of 141 students, in 5 batches, out of which only 14 students failed in the ICAP exam. The result for batch 4 shows highest number of failure (06). Apart from that there is very low concentration of failure. The result shown in the attached report named *ICAP Result Disclosure COVID High Session Fast Track March 2021* shows that 108 students passed the ICAP exam (89.5% aggregate).

Average of ICAP Result:

This year, the average result for Business Communication (BC) as per ICAP result Statistics is 83%.



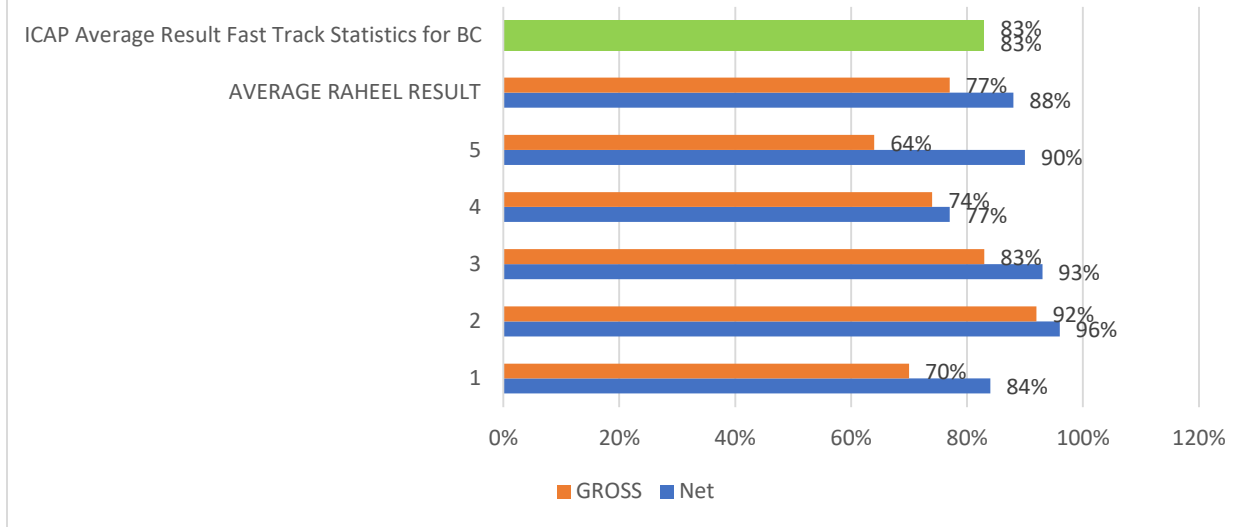
Past Historical Analysis-FE-Subject

| Batch# | Teacher's Name | High-session-December2020 | | High-session-December2019 | |
|----------------------|----------------|---------------------------|--------------|---------------------------|--------------|
| | | Teachers' % | ICAP-Average | Teachers' % | ICAP-Average |
| 1 | SIR RAHEEL | 83% | 83% | 80% | 80% |
| 2 | SIR RAHEEL | 100% | 83% | 80% | 80% |
| 3 | SIR RAHEEL | 89% | 83% | 71% | 80% |
| 4 | SIR RAHEEL | 81% | 83% | 72% | 80% |
| 5 | SIR RAHEEL | 69% | 83% | 78% | 80% |
| 7 | SIR RAHEEL | 95% | 83% | 92% | 80% |
| Total on Avg. | | 86% | 83% | 79% | 80% |

NOTE: IN LAST SESSION (2019) FIRST TWO BATCHES WERE taught BY Ms. Samina Yasir

Batch # 7 of this year was batch #6 for the last year of Mr. Raheel.

RAHEEL-BC-GROSS VS. NET ICAP RESULT-FAST-TRACK-2020



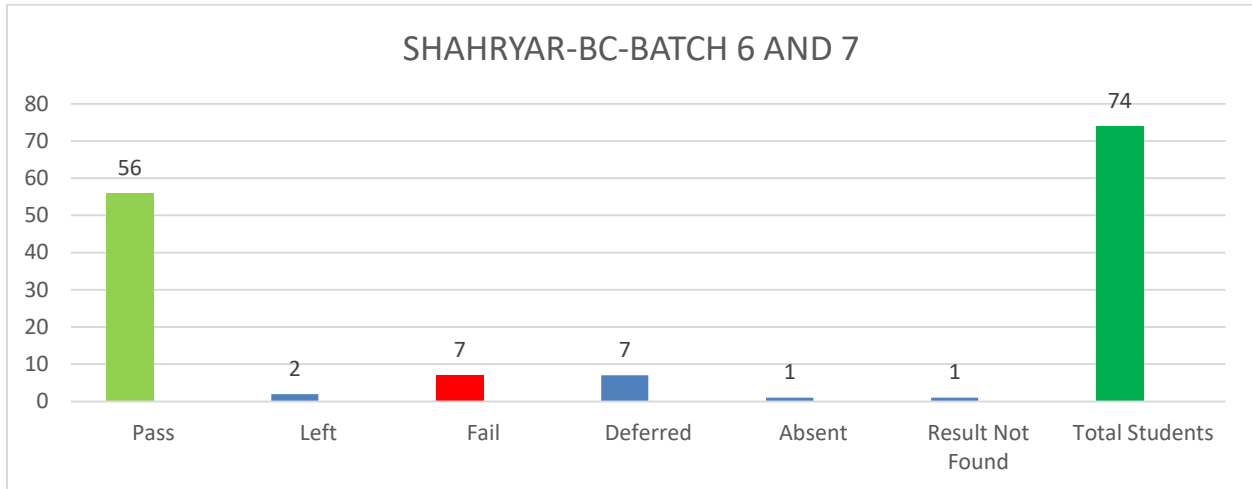
Past Historical Analysis-BC-Subject

| Batch# | Teacher's Name | High-session-December2020 | | High-session-December2019 | |
|----------------------|----------------|---------------------------|--------------|---------------------------|--------------|
| | | Teachers' % | ICAP-Average | Teachers' % | ICAP-Average |
| 1 | SIR RAHEEL | 84% | 83% | 95% | 91% |
| 2 | SIR RAHEEL | 96% | 83% | 91% | 91% |
| 3 | SIR RAHEEL | 93% | 83% | 100% | 91% |
| 4 | SIR RAHEEL | 77% | 83% | 93% | 91% |
| 5 | SIR RAHEEL | 90% | 83% | 89% | 91% |
| Total on Avg. | | 88% | 83% | 94% | 91% |

NOTE: IN LAST SESSION THESE BATCHES WERE TOUGHT BY Mazhar Ellahi

Mr. Shahryar

- Mr. Shahryar taught two batches of BC (Batch # 6 & 7) in fast-track AFC December 2020 attempt.
- His Gross result and Net result (Net Result is equal to 100% less Failure %) of different batches of ICAP fast track are as under. (Last Year December 2019 attempt result % is _____).

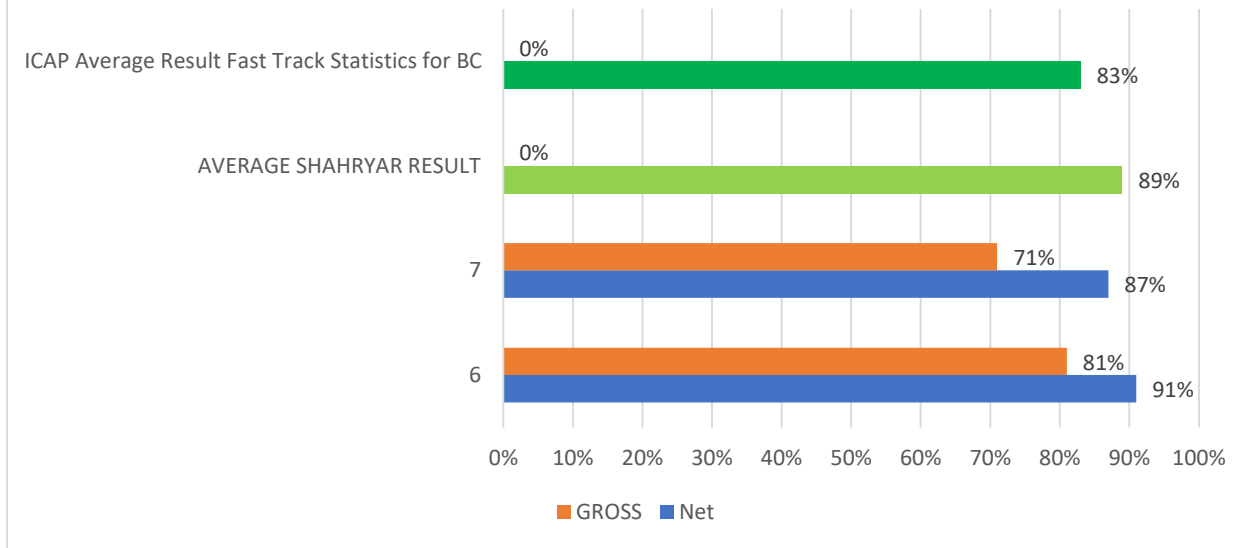


- His result deviation with the average result of ICAP for the session are as under. (Last year comparison is _____).

| ICAP Average Result Fast Track Statistics for BC | Batch No. | Result of Mr. Shahryar | Remarks |
|--|--------------|---------------------------|-----------------------|
| 83% | 6 | 91% | Increase by 8 Points. |
| 83% | 7 | 87% | Increase by 4 Points. |

- His two batches (Batch # 6 & 7) results are above the ICAP Average result %.
- A detailed system generated reports on horizontal and vertical format is attached herewith this report.

SHAHRYAR-BC-BATCH 6 AND 7



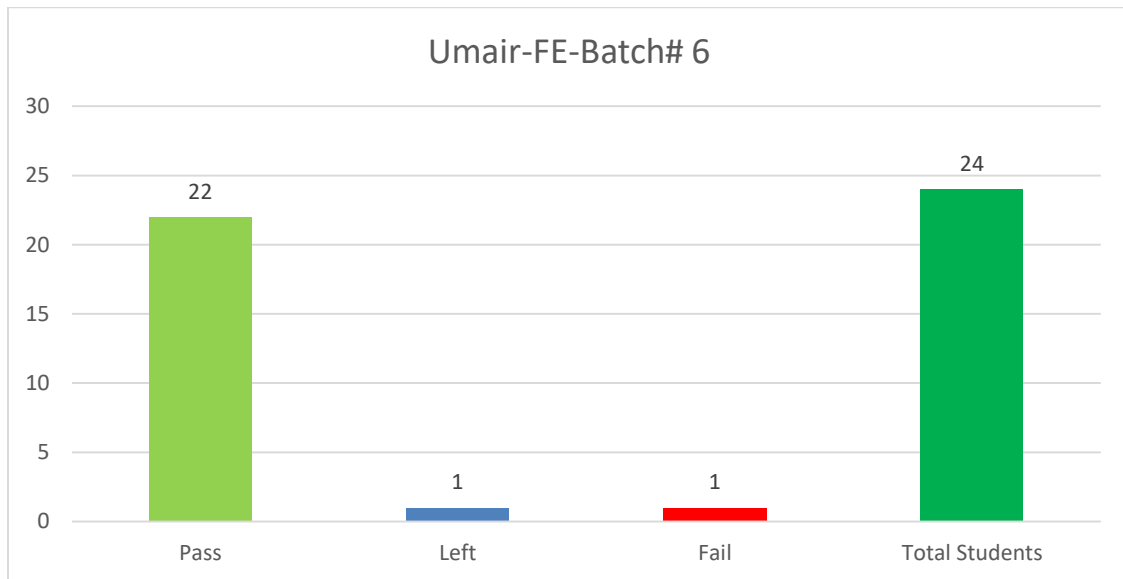
Past Historical Analysis-BC-Subject

| Batch# | Teacher's Name | High-session- Decembe2020 | | High-session- Decembe2019 | |
|----------------------|----------------|------------------------------|--------------|------------------------------|--------------|
| | | Teachers' % | ICAP-Average | Teachers' % | ICAP-Average |
| 6 | SIR SHAHRYAR | 91% | 83% | 100% | 91% |
| 7 | SIR SHAHRYAR | 87% | 83% | NA | 91% |
| Total on Avg. | | 89% | 83% | 100% | 91% |

Mr. Umair

- Mr. Umair taught one batch of FE (Batch # 6) in fast-track AFC December 2020 attempt.
- His Gross result of ICAP fast track is 92%. (Last Year December 2019 attempt result % is _____).
- His Net result % is 96%. (Net Result is equal to 100% less Failure %). (Last year December 2019 attempt Net result % is_____).

Result % is given in tabular form below:

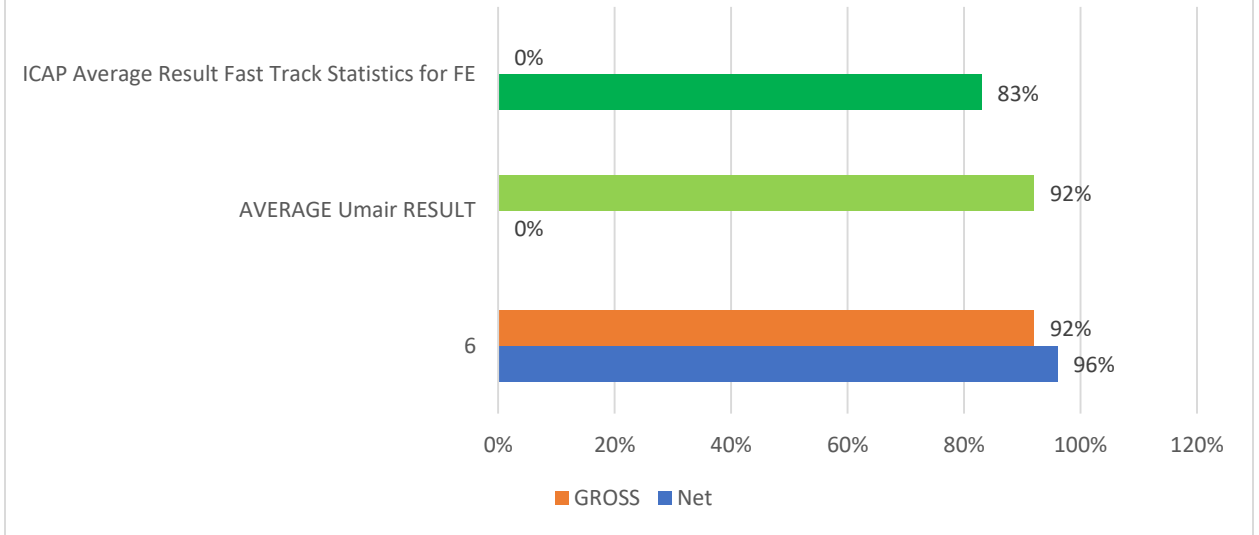


- His result is above the average result of ICAP for the session by 15 points. (Last year comparison is _____).

| ICAP Average Result Fast Track Statistics for FE | Result of Mr. Umair | Remarks |
|--|---------------------|------------------------|
| 83% | 96% | Increase by 15 Points. |

- A detailed system generated reports on horizontal and vertical format is attached herewith this report.

Umair -FE-Batch # 6



Graphic/charts

Only for CEO Review

Dated: 30-01-2021

Check-List for March-2021 -ICAP Exams for AFC and CAF level

| | |
|----|--|
| 1 | Must be Provided ICAP students CRN and DOB in the SKANS database (coordinators) |
| 2 | During the session (Fast-Track) we sent 8350 in total SMS to absent students (24-11-2020 to 26-01-21)- Reference: SMS Log of Data Base |
| 3 | Only 2 system generated PTMs were conducted (Ref: Data Base Report) |
| 4 | Need to send absent/ failure messages SMS in TEST also. |
| 5 | Need to send system based PTM messages. (As per criteria set by IT at the end of each month). And follow ups. |
| 6 | Need to send system-based Teacher Evaluation SMS and strong follow up at coordinator level. (4 times in a session) as mentioned in LP Slow Track for JUNE 2021 |
| 7 | Need to upload all online Tests at the start of the session and send the report (CB center in Data Base). (ITD) (for Slow Track June attempt-2021) |
| 8 | Need to conduct online test at CAF Level (ITA, FAR 1, FAR 2 & CMA)-ITD and HOA as we are doing in SLOW TRACK AFC JUNE Batch LP (Built in SYSTEM BASED TESTING) For Manual papers we have a very good system need to put data and activate it By Internal Resource (Start of the session give all testing material including solution and marking scheme) Or By team of External Resource |
| 9 | Need strong Follow up at coordinator Level about <ul style="list-style-type: none">• Student Absent• Teacher Evaluation• PCSC support• Study Calendar for slow track• Any other issue |
| 10 | Need parent portal with <ul style="list-style-type: none">• Student attendance Tab• Student Test/• CBE Practice Tab• Payment Tab• Etc. |
| 11 | System based separate list of: LEFT |

| | |
|----|--|
| | Freeze (Implicit and Explicit) Drop Cases |
| 12 | System based reports on results <ul style="list-style-type: none"> • System Generated ICAP Results Reports (vertical (fine) & Horizontal i.e., Numbers and %) • System based Reports on ICAP Results with ref to identification of different variable under Review (e.g., Pass in all papers of ICAP, Fail of any paper of ICAP (Deferred cases list, left students name in numbers and students names including retention report) • Comparison Reports on ICAP over the period same, teacher wise and Campus-wise • Online closing session review and ICAP Expected Results (IT solution and HOA) • Auto content writing report on results. (IT and R&D) |
| 13 | Planning of batches must be headed by one person Teacher allocation Number of Size per batch Batch starting Batch ending Time table Teachers' Load Per Session critical official messages must be sent by using all medium of communication (Facebook, SMS students' Portal Notice board, even personal Calls) |
| 14 | LP with built in testing (ITD) |
| 15 | Resource hiring by selection committee as per SOPs (Selection Committee) |
| 16 | JDs of coordinators----- in process |
| 17 | Organizational chart of Skans-F-8 in process----- in process |
| 18 | SKANs Manual in Process-----in process |
| 19 | System Generated Follow ups At teachers Level Coordination Level HOA level/Vice Principal |

Definitions of Different Terms

Gross Basis -----Total numbers of papers as per database

Net Basis----- Only Pass Papers and Fail Papers in ICAP

SMS 123 Model ----- Soft, Medium and Strong Follow ups by every party three times

THE END